


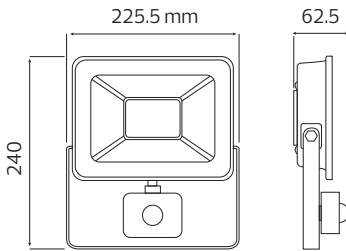
LED PROJECTOR WITH SENSOR

Product Code: 068 004 0030

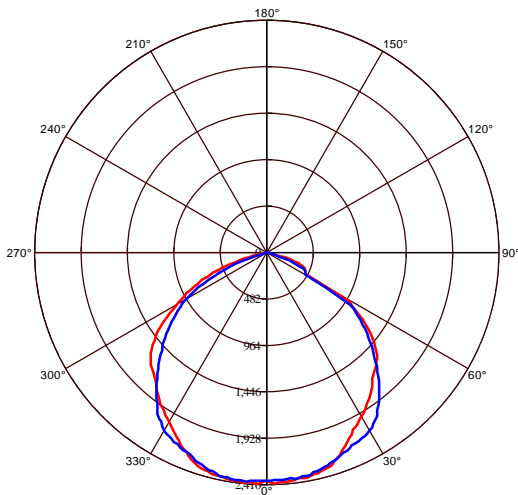
PUMA/S-30



Technical Drawing



Photometric Diagram



b C0 Plane beam angle(50%) b C90 Plane beam angle(50%)

C0 Plane beam angle(50%):111.8(DEG) C90 Plane beam angle(50%):107.9(DEG)

Technical Data

Voltage (V)	220-240V
Product Wattage (W)	30
Equivalence with incandescent lamp(W)	240
Colour Render Index (Ra)	>Ra80
Colour Temperature (K)	6400K
Materials	Aluminium Die Casting Body
Protection Class	I
Dimmable	No
EEI	A to A++
Warm-up time up to 60 %of the full light output	Instant Full Light
Luminous Flux (lm)	1500
Luminous Efficacy (lm/W)	50
Rated Life (hrs) ⌚	20.000
IP Rating	65
Power Factor	>0.9
Beam Angle	100°
Starting Time	<0.2s
Number of ON-OFF cycling	x10.000

Applications

- Stadiums, Outdoor



Features

- High Lumen and CRI, Good quality & Constant Current driver.
- High heat dissipation, low carbon and environmental protection.
- SMD LED Lamp Base.
- Very low energy consumption.

