



HOROZ[®]

ELECTRIC

E x p e r i e n c e i n L i g h t i n g



2021

CATALOGUE

www.horozelektrik.com



HOROZ®

ELECTRIC



E x p e r i e n c e i n L i g h t i n g



HOROZ ELECTRIC

2021
CATALOGUE

Contents

E x p e r i e n c e i n **L i g h t i n g**

| | | | |
|--------------------------------------|------------|--|------------|
| ADHESIVE TAPE | 143 | LED RECESSED SENSOR LAMP | 116 |
| ALUMINIUM BULKHEAD LAMP | 100 | NEW LED SENSOR BULB | 5 |
| BATHROOM LAMP | 73 | LED SOLAR CAMPING LIGHT | 127 |
| CABLE REEL | 144 | LED SOLAR HOUSE NUMBER LIGHT | 114 |
| CABLE TIE | 143 | LED SOLAR LAMP | 113 |
| CEILING LAMP | 69 | LED SOLAR PROJECTOR | 90 |
| COAXIAL CABLE | 143 | LED SOLAR STREET LIGHT | 98 |
| CONNECTOR | 144 | LED SPOTLIGHT | 42 |
| CONTACTOR | 139 | LED STREET LIGHT | 99 |
| DECORATIVE CEILING LAMP | 67 | LED STRIP | 119 |
| DESK LAMP | 80 | LED SUSPENSION LIGHT | 45 |
| DIMMABLE LED BULB | 4 | NEW LED SURFACE BACKLIGHT | 34 |
| DIMMABLE LED CAPSULE | 10 | LED SURFACE LIGHT | 35 |
| DIMMER | 135 | LED TORCH | 130 |
| DOORBELL | 134 | LED TRACK LIGHT | 38 |
| DOWNLIGHT FITTING | 20 | LED TUBE | 9 |
| DRYWALL KIT | 33 | LED TUBE FIXTURE | 87 |
| ELECTRONIC WALL LAMP | 86 | LED WALL LIGHT | 62 |
| EMERGENCY LED LANTERN | 128 | LED WALLWASHER | 97 |
| ENERGY SAVING LAMP | 17 | LED WATERPROOF LAMP | 85 |
| FLOOR LAMP | 82 | LIGHT CONTROL PHOTOSENSOR | 132 |
| FLUORESCENT TUBE | 17 | LIGHTING TRACK | 43 |
| FRAME | 33 | MERCURY LAMP | 19 |
| GARDEN LAMP | 101 | METAL HALIDE LAMP | 19 |
| GLASS PENDANT LAMP | 59 | MINIATURE CIRCUIT BREAKER | 140 |
| HALOGEN LAMP | 18 | MODULE LED & APPARATUS | 95 |
| LAMP HOLDER | 142 | MOTOR PROTECTOR | 138 |
| LED BACKLIGHT PANEL | 31 | MOULDED CASE CIRCUIT BREAKER | 141 |
| LED BATTEN LIGHT | 84 | NAIL CABLE CLIP | 143 |
| LED BULB | 4 | NETWORK CABLE | 143 |
| LED CANOPY LIGHT | 97 | PENDANT LAMP | 58 |
| LED CAPSULE | 10 | PLUG IN SWITCH | 135 |
| LED CEILING LAMP | 68 | PORTABLE LED PROJECTOR | 96 |
| LED CHRISTMAS LIGHT & DRIVERS | 126 | PROJECTOR STAND | 96 |
| LED CRYSTAL SUSPENSION LIGHT | 52 | RECESSED MONOPOINT | 43 |
| LED DECORATIVE CEILING LAMP | 64 | RECHARGEABLE LED BULB | 6 |
| LED DESK LAMP | 79 | REFLECTOR LAMP | 18 |
| LED DOWNLIGHT | 23 | RESIDUAL CURRENT CIRCUIT BREAKER | 141 |
| LED DRIVER | 122 | RGB AMPLIFIER | 125 |
| LED EMERGENCY EXIT LAMP | 131 | RGB CONTROLLER | 125 |
| LED FILAMENT BULB | 12 | RGB RF CONTROLLER | 121 |
| LED FLOOR LAMP | 82 | RGB SOCKET SET | 121 |
| NEW LED FRAME PANEL | 33 | SENSOR | 132 |
| LED GARDEN LAMP | 106 | SOCKET | 136 |
| LED HEADLIGHT | 129 | SOCKET SET | 121 |
| LED HIGH BAY LAMP | 89 | SPOTLIGHT | 42 |
| LED HOUSE NUMBER LIGHT | 110 | STARTER | 143 |
| LED INGROUND & RECESSED LAMP | 116 | STRING LIGHT | 57 |
| NEW LED LANTERN | 127 | SURFACE LIGHT | 37 |
| LED LINEAR HIGH BAY LAMP | 88 | SWITCH | 136 |
| LED LINEAR SUSPENSION LIGHT | 44 | TERMINAL BLOCK | 144 |
| NEW LED MODULE STRIP | 124 | THERMAL RELAY | 139 |
| LED NIGHT LAMP | 83 | TIMER | 135 |
| LED PANEL | 32 | NEW TOUCH CONTROLLER | 125 |
| LED PENDANT LAMP | 57 | TRACK CONNECTOR | 43 |
| NEW LED PHOTOCELL BULB | 5 | TRACK LIGHT | 41 |
| LED PICTURE & MIRROR LAMP | 74 | TRANSFORMER | 143 |
| LED PROJECTOR | 91 | WIRE SPRING | 144 |
| LED READING LAMP | 78 | WIRELESS LIGHTING CONTROLLER SWITCH | 135 |



143 ADHESIVE TAPE



100 ALUMINIUM BULKHEAD LAMP




73 BATHROOM LAMP



144 CABLE REEL



143 CABLE TIE



69 CEILING LAMP



143 COAXIAL CABLE



144 CONNECTOR



139 CONTACTOR



67 DECORATIVE CEILING LAMP



80 DESK LAMP



4 DIMMABLE LED BULB



10 DIMMABLE LED CAPSULE



135 DIMMER



134 DOORBELL



20 NEW DOWNLIGHT FITTING



33 DRYWALL KIT




86 ELECTRONIC WALL LAMP



128 EMERGENCY LED LANTERN



17 ENERGY SAVING LAMP



82 FLOOR LAMP



17 FLUORESCENT TUBE



33 FRAME



101 GARDEN LAMP



59 GLASS PENDANT LAMP



18 HALOGEN LAMP



142 LAMP HOLDER



31 NEW LED BACKLIGHT PANEL




84 LED BATTEN LIGHT



4 LED BULB



97 LED CANOPY LIGHT



10 LED CAPSULE



68 LED CEILING LAMP



126 LED CHRISTMAS LIGHT & DRIVERS



52 LED CRYSTAL SUSPENSION LIGHT



64 LED DECORATIVE CEILING LAMP



79 LED DESK LAMP



23 NEW LED DOWNLIGHT




122 LED DRIVER



131 LED EMERGENCY EXIT LAMP



12 NEW LED FILAMENT BULB



82 LED FLOOR LAMP



33 LED FRAME PANEL



106 LED GARDEN LAMP



129 LED HEADLIGHT



89 LED HIGH BAY LAMP



110 LED HOUSE NUMBER LIGHT



116 NEW LED INGROUND & RECESSED LAMP



127 LED LANTERN



88 LED LINEAR HIGH BAY LAMP




44 LED LINEAR SUSPENSION LIGHT



124 LED MODULE STRIP



83 LED NIGHT LAMP



32 LED PANEL



57 LED PENDANT LAMP



5 LED PHOTOCELL BULB



74 NEW LED PICTURE & MIRROR LAMP




91 LED PROJECTOR



78 LED READING LAMP

E x p e r i e n c e i n L i g h t i n g



116

LED RECESSED SENSOR LAMP



5

LED SENSOR BULB



127

LED SOLAR CAMPING LIGHT



114

LED SOLAR HOUSE NUMBER LIGHT



113

LED SOLAR LAMP



90

LED SOLAR PROJECTOR



98

LED SOLAR STREET LIGHT



42

LED SPOTLIGHT



99

LED STREET LIGHT



119

LED STRIP



45

LED SUSPENSION LIGHT



34

LED SURFACE BACKLIGHT



35

LED SURFACE LIGHT




130

LED TORCH



38

LED TRACK LIGHT




9

LED TUBE



87

LED TUBE FIXTURE



62

LED WALL LIGHT



97

LED WALLWASHER



85

LED WATERPROOF LAMP



132

LIGHT CONTROL PHOTOSENSOR



43

LIGHTING TRACK



19

MERCURY LAMP



19

METAL HALIDE LAMP



140

MINIATURE CIRCUIT BREAKER



95

MODULE LED&APPARATUS



138

MOTOR PROTECTOR



141

MOULDED CASE CIRCUIT BREAKER




143

NAIL CABLE CLIP



143

NETWORK CABLE




58

PENDANT LAMP




135

PLUG IN SWITCH



96

PORTABLE LED PROJECTOR



96

PROJECTOR STAND



43

RECESSED MONOPOINT



6

RECHARGEABLE LED BULB



18

REFLECTOR LAMP



141

RESIDUAL CURRENT CIRCUIT BREAKER



125

RGB AMPLIFIER



125

RGB CONTROLLER



121

RGB RF CONTROLLER



121

RGB SOCKET SET



132

SENSOR




136

SOCKET



121

SOCKET SET



42

SPOTLIGHT



143

STARTER



57

STRING LIGHT



37

SURFACE LIGHT



136

SWITCH



144

TERMINAL BLOCK



139

THERMAL RELAY



135

TIMER



43

TRACK CONNECTOR



125

TOUCH CONTROLLER



41

TRACK LIGHT



143

TRANSFORMER



144

WIRE SPRING



135

WIRELESS LIGHTING CONTROLLER SWITCH

The copyright of the visual materials and photographs used in this catalogue belongs to Horoz Electric Inc. Print date: 01/2021

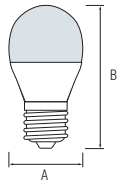
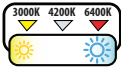


HOROZ ELECTRIC

LED Bulb / Dimmable LED Blub

PREMIER

- 175-250V / 50-60Hz
- Average Life: 25.000 Hrs
- 3000K / 4200K / 6400K



SMD LED



| | | | | | |
|--------------|--------------|--------------|--------------|--------------|--------------|
| PREMIER-5 | PREMIER-8 | PREMIER-10 | PREMIER-12 | PREMIER-15 | PREMIER-18 |
| 001-006-0005 | 001-006-0008 | 001-006-0010 | 001-006-0012 | 001-006-0015 | 001-006-0018 |

| | | | | | | | |
|---------------|---|-------------|--------------|--------------|--------------|--------------|--------------|
| Power | : | 5 W | 8 W | 10 W | 12 W | 15 W | 18 W |
| Luminous Flux | : | 500 lm | 850 lm | 1000 lm | 1050 lm | 1400 lm | 1600 lm |
| Sizes (mm) | : | A: 50 B: 89 | A: 60 B: 108 | A: 60 B: 112 | A: 60 B: 118 | A: 70 B: 138 | A: 80 B: 148 |



HOROZ ELECTRIC

LED Bulb
LED Capsule
LED Tube



D I M M A B L E

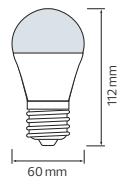
EXPERT-10

001 021 0010

- 220-240V / 50-60Hz
- Average Life: 25.000 Hrs
- 900 lm
- 3000K / 4200K / 6400K



10W SMD LED

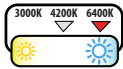


LED BULB / DIMMABLE LED BULB

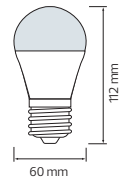


FORCE-10

001 067 0010




- 170-240V / 50-60Hz
- Average Life: 30.000 Hrs
- 1032 lm
- 4200K / 6400K
- Detection Distance: 5-8m
- Delay Time: 20 sec



LED SENSOR BULB / LED PHOTOCELL BULB


DARK-10

001 068 0010



- 170-240V / 50-60Hz
- Average Life: 30.000 Hrs
- 1032 lm
- 4200K / 6400K

Built-in Photocell Sensor




DUSK TO DAWN

Turn on
< 15 Lux

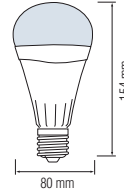
Turn off
> 25-30 Lux

DURAMAX-12

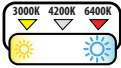
001 055 0012



- 100-250V / 50-60Hz
- Average Life: 30.000 Hrs
- 1080 lm
- 6400K
- 3,7V 2200mAh Li-ion Battery
- Emergency Work: 4.5W - 500 lm



FONIX

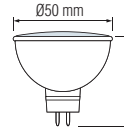


- 175-250V / 50-60Hz
- Average Life: 25.000 Hrs
- 3000K / 4200K / 6400K




| | FONIX-4 | FONIX-6 | FONIX-8 |
|--|--------------|--------------|--------------|
| | 001-001-0004 | 001-001-0006 | 001-001-0008 |

| | | | |
|---------------|----------|--------|--------|
| Power | : 4 W | 6 W | 8 W |
| Luminous Flux | : 250 lm | 390 lm | 610 lm |



PLUS

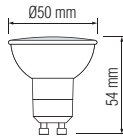


- 175-250V / 50-60Hz
- Average Life: 25.000 Hrs
- 3000K / 4200K / 6400K



| | PLUS-4 | PLUS-6 | PLUS-8 | PLUS-10 |
|--|--------------|--------------|--------------|--------------|
| | 001-002-0004 | 001-002-0006 | 001-002-0008 | 001-002-0010 |

| | | | | |
|---------------|----------|--------|--------|--------|
| Power | : 4 W | 6 W | 8 W | 10 W |
| Luminous Flux | : 250 lm | 390 lm | 610 lm | 800 lm |



D I M M A B L E

VISION-6

001 022 0006



- 220-240V / 50-60Hz
- Average Life: 25.000 Hrs
- 390 lm
- 3000K / 4200K / 6400K



CONVEX-8

001 064 0008



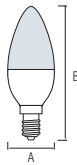
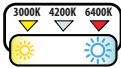
- 175-250V / 50-60Hz
- Average Life: 25.000 Hrs
- 740 lm
- 3000K / 4200K / 6400K





ULTRA

- 175-250V / 50-60Hz
- Average Life: 25.000 Hrs
- 3000K / 4200K / 6400K

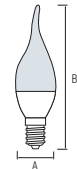
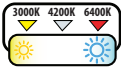


SMD LED

| | ULTRA-4 | ULTRA-6 | ULTRA-8 | ULTRA-10 |
|---------------|--------------|--------------|--------------|--------------|
| | 001-003-0004 | 001-003-0006 | 001-003-0008 | 001-003-0010 |
| Power | 4 W | 6 W | 8 W | 10 W |
| Luminous Flux | 250 lm | 480 lm | 800 lm | 1000 lm |
| Sizes (mm) | A: 37 B: 99 | A: 37 B: 99 | A: 38 B: 108 | A: 38 B: 108 |

CRAFT

- 175-250V / 50-60Hz
- Average Life: 25.000 Hrs
- 3000K / 4200K / 6400K

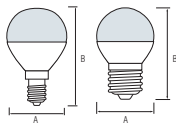



SMD LED

| | CRAFT-4 | CRAFT-6 | CRAFT-8 | CRAFT-10 |
|---------------|--------------|--------------|----------------|----------------|
| | 001-004-0004 | 001-004-0006 | 001-004-0008 | 001-004-0010 |
| Power | 4 W | 6 W | 8 W | 10 W |
| Luminous Flux | 250 lm | 480 lm | 800 lm | 1000 lm |
| Sizes (mm) | A: 37 B: 128 | A: 37 B: 128 | A: 38 B: 141.5 | A: 38 B: 141.5 |

ELITE

- 175-250V / 50-60Hz
- Average Life: 25.000 Hrs
- 3000K / 4200K / 6400K

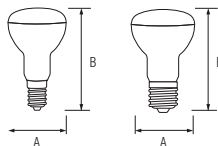
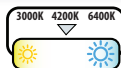


SMD LED

| | ELITE-4 | ELITE-6 | ELITE-8 | ELITE-10 |
|---------------|--------------|--------------|--------------|--------------|
| | 001-005-0004 | 001-005-0006 | 001-005-0008 | 001-005-0010 |
| Power | 4 W | 6 W | 8 W | 10 W |
| Luminous Flux | 250 lm | 480 lm | 800 lm | 1000 lm |
| Lamp Holder | E14 / E27 | E14 / E27 | E14 / E27 | E14 / E27 |
| Sizes (mm) | A: 45 B: 78 | A: 45 B: 78 | A: 45 B: 88 | A: 45 B: 88 |

REFLED

- 175-250V / 50-60Hz
- Average Life: 25.000 Hrs
- 4200K



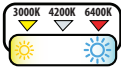
SMD LED

| | REFLED-4 | REFLED-6 | REFLED-10 | REFLED-12 |
|---------------|--------------|--------------|--------------|--------------|
| | 001-039-0004 | 001-040-0006 | 001-041-0010 | 001-042-0012 |
| Power | 4 W | 6 W | 10 W | 12 W |
| Luminous Flux | 210 lm | 480 lm | 720 lm | 1000 lm |
| Lamp Holder | E14 | E14 | E27 | E27 |
| Sizes | A: 39 B: 68 | A: 50 B: 86 | A: 63 B: 100 | A: 80 B: 115 |



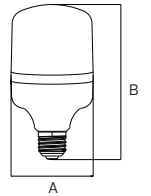
TORCH

- 175-250V / 50-60Hz
- Average Life: 25.000 Hrs




SMD LED

| | TORCH-20 | TORCH-30 | TORCH-40 | TORCH-50 | TORCH-80 | TORCH-100 |
|-------------------|-------------------|-------------------|-------------------|-------------------|---------------|--|
| | 001-016-0020 | 001-016-0030 | 001-016-0040 | 001-016-0050 | 001-016-0080 | 001-016-0100 |
| Power | 20 W | 30 W | 40 W | 50 W | 80 W | 100 W |
| Color Temperature | 3000K/4200K/6400K | 3000K/4200K/6400K | 3000K/4200K/6400K | 3000K/4200K/6400K | 6400K | 6400K |
| Lamp Holder | E27 | E27 | E27 | E27 | E27 | E27 / E40 |
| Luminous Flux | 1650 lm | 2400 lm | 3150 lm | 4000 lm | 8000 lm | 10000 lm |
| Sizes (mm) | A: 80 B: 140 | A: 100 B: 171 | A: 117 B: 198 | A: 137 B: 229 | A: 149 B: 258 | A: 161 B: 266 (E27) A: 161 B: 281 (E40) |



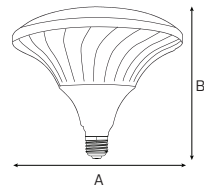
UFO PRO

- 175-250V / 50-60Hz
- Average Life: 25.000 Hrs
- 6400K



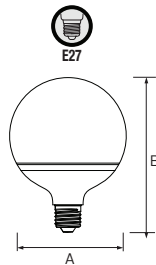

SMD LED

| | UFO PRO-30 | UFO PRO-50 | UFO PRO-70 |
|---------------|---------------|---------------|---------------|
| | 001-056-0030 | 001-056-0050 | 001-056-0070 |
| Power | 30 W | 50 W | 70 W |
| Luminous Flux | 3000 lm | 5000 lm | 7000 lm |
| Sizes (mm) | A: 130 B: 115 | A: 150 B: 135 | A: 170 B: 150 |



GLOBE

- 175-250V / 50-60Hz
- Average Life: 25.000 Hrs
- 3000K / 4200K / 6400K



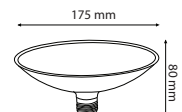
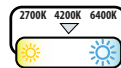
SMD LED

| | GLOBE-16 | GLOBE-20 |
|---------------|----------------|---------------|
| | 001-019-0016 | 001-020-0020 |
| Power | 16 W | 20 W |
| Luminous Flux | 1400 lm | 1650 lm |
| Sizes (mm) | A: 95 B: 136.5 | A: 120 B: 161 |

UFO-15

- 160-250V / 50-60Hz
- Average Life: 25.000 Hrs
- 900 lm
- 4200K

001 044 0015



15W SMD LED







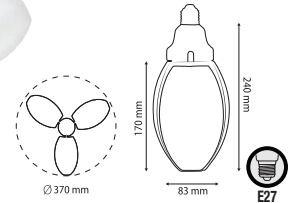
TRIO-R

- 100-265V / 50-60Hz
- Average Life: 25.000 Hrs
- 3200 lm
- 6400K

001 065 0036



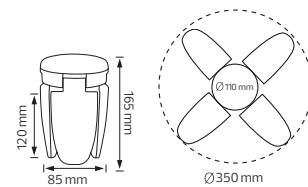

Rotatable



DAISY


- 160-250V / 50-60Hz
- Average Life: 25.000 Hrs

001 061 0040

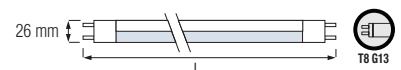


LED TUBE

- 175-250V / 50-60Hz
- Average Life: 25.000 Hrs
- 6400K




| | LED TUBE-60 | LED TUBE-120 | LED TUBE-150 |
|---------------|--------------|--------------|--------------|
| | 002-001-0009 | 002-001-0018 | 002-001-0024 |
| Power | : 9 W | : 18 W | : 24 W |
| Luminous Flux | : 750 lm | : 1450 lm | : 2400 lm |
| Length (mm) | : L: 600 | : L: 1200 | : L: 1500 |





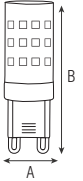
PETA

- 220-240V / 50-60Hz
- Average Life: 25.000 Hrs
- 2700K / 4200K / 6400K



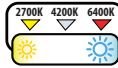
SMD LED

| | PETA-4 | PETA-6 | PETA-8 | PETA-10 |
|---------------|-----------------|-------------|---------------|---------------|
| Power | 4 W | 6 W | 8 W | 10 W |
| Luminous Flux | 330 lm | 480 lm | 680 lm | 800 lm |
| Sizes (mm) | A: 15,9 B: 48,7 | A: 16 B: 50 | A: 18,5 B: 55 | A: 18,5 B: 63 |



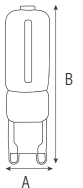
DECO

- 220-240V / 50-60Hz
- Average Life: 25.000 Hrs
- 2700K / 4200K / 6400K




SMD LED

| | DECO-3 | DECO-7 |
|---------------|-------------|---------------|
| Power | 3 W | 7 W |
| Luminous Flux | 300 lm | 630 lm |
| Sizes (mm) | A: 16 B: 48 | A: 16,4 B: 60 |



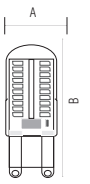
MEGA

- 220-240V / 50-60Hz
- Average Life: 25.000 Hrs
- 2700K / 6400K



SMD LED

| | MEGA-3 | MEGA-5 |
|---------------|---------------|---------------|
| Power | 3 W | 5 W |
| Luminous Flux | 240 lm | 340 lm |
| Sizes (mm) | A: 15,6 B: 51 | A: 15,6 B: 63 |

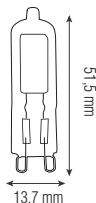
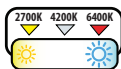


EXA-3

- 220-240V / 50-60Hz
- Average Life: 25.000 Hrs
- 300 lm
- 2700K / 4200K / 6400K



001 047 0003




3W COB LED

D I M M A B L E

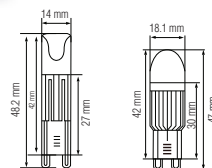
NANO

- 220-240V / 50-60Hz
- Average Life: 25.000 Hrs
- 2700K / 6400K



POWER LED


| | NANO-2 | NANO-3 |
|---------------|--------|--------|
| Power | 1.5 W | 3 W |
| Luminous Flux | 105 lm | 210 lm |





CORN

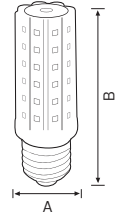
- 170-265V / 50-60Hz
- Average Life: 20.000 Hrs



SMD LED

| | |
|--------------|--------------|
| CORN-4 | CORN-7 |
| 001-062-0004 | 001-062-0007 |

| | | |
|-------------------|---------------------|--------------|
| Power | : 4 W | 7 W |
| Luminous Flux | : 360 lm | 760 lm |
| Color Temperature | : 2700K/4200K/6400K | 6400K |
| Sizes (mm) | : A: 30 B: 95 | A: 35 B: 135 |

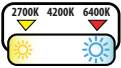


GIGA-4

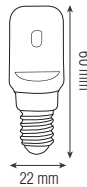
- 220-240V / 50-60Hz
- Average Life: 25.000 Hrs
- 360 lm
- 6400K



001 046 0004



4W SMD LED

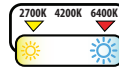


MINI

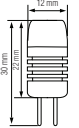
- 12V DC
- Average Life: 25.000 Hrs
- 60 lm
- 2700K / 6400K



001 009 0002

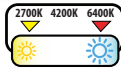


1.5W COB LED



MICRO

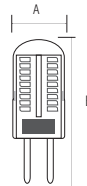
- 220-240V / 50-60Hz
- Average Life: 25.000 Hrs
- 2700K / 6400K



SMD LED

| | |
|--------------|--------------|
| MICRO-2 | MICRO-3 |
| 001-010-0002 | 001-010-0003 |

| | | |
|---------------|---------------|-------------|
| Power | : 1.5 W | 3 W |
| Luminous Flux | : 90 lm | 150 lm |
| Sizes (mm) | : A: 12 B: 34 | A: 12 B: 36 |




MIDI

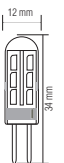
- 12V DC
- Average Life: 25.000 Hrs
- 110 lm
- 2700K / 6400K



001 012 0002




1.5W SMD LED



D I M M A B L E

PIKO

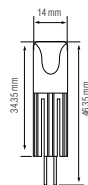
- 220-240V / 50-60Hz
- Average Life: 25.000 Hrs
- 2700K / 6400K



POWER LED

| | |
|--------------|--------------|
| PIKO-2 | PIKO-3 |
| 001-007-0002 | 001-007-0003 |

| | | |
|---------------|----------|--------|
| Power | : 1.5 W | 3 W |
| Luminous Flux | : 105 lm | 210 lm |




TERA-2

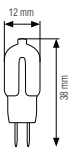
- 220-240V / 50-60Hz
- Average Life: 20.000 Hrs
- 200 lm
- 2700K / 4200K / 6400K



001 024 0002



2W SMD LED







LED FILAMENT BULB

FILAMENT CANDLE

- 220-240V / 50-60Hz
- Average Life: 20.000 Hrs
- 2700K / 4200K



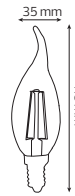

FILAMENT LED

| | |
|-------------------|-------------------|
| FILAMENT CANDLE-4 | FILAMENT CANDLE-6 |
| 001-013-0004 | 001-013-0006 |

| | | | |
|---------------|---|--------|--------|
| Power | : | 4 W | 6 W |
| Luminous Flux | : | 420 lm | 700 lm |

FILAMENT FLAME

- 220-240V / 50-60Hz
- Average Life: 20.000 Hrs
- 2700K / 4200K



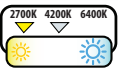
FILAMENT LED

| | |
|------------------|------------------|
| FILAMENT FLAME-4 | FILAMENT FLAME-6 |
| 001-014-0004 | 001-014-0006 |

| | | | |
|---------------|---|--------|--------|
| Power | : | 4 W | 6 W |
| Luminous Flux | : | 450 lm | 700 lm |

FILAMENT GLOBE

- 220-240V / 50-60Hz
- Average Life: 20.000 Hrs
- 2700K / 4200K

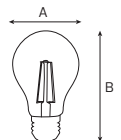


NEW PRODUCT

NEW PRODUCT

| | | | | | |
|------------------|------------------|------------------|-------------------|-------------------|-------------------|
| FILAMENT GLOBE-4 | FILAMENT GLOBE-6 | FILAMENT GLOBE-8 | FILAMENT GLOBE-10 | FILAMENT GLOBE-12 | FILAMENT GLOBE-15 |
| 001-015-0004 | 001-015-0006 | 001-015-0008 | 001-015-0010 | 001-015-0012 | 001-015-0015 |

| | | | | | | | |
|---------------|---|--------------|--------------|--------------|--------------|--------------|--------------|
| Power | : | 4 W | 6 W | 8 W | 10 W | 12 W | 15 W |
| Luminous Flux | : | 420 lm | 650 lm | 850 lm | 1200 lm | 1540 lm | 1750 lm |
| Sizes (mm) | : | A: 60 B: 105 | A: 60 B: 105 | A: 60 B: 105 | A: 67 B: 112 | A: 67 B: 112 | A: 70 B: 131 |







RUSTIC GLOBE-6

- 220-240V / 50-60Hz
- Average Life: 20.000 Hrs
- 540 lm
- 2200K

001 030 0006



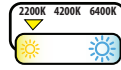
AMBER COLOR



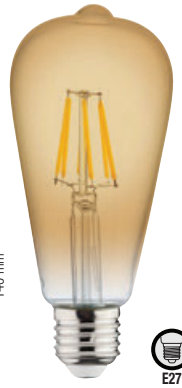
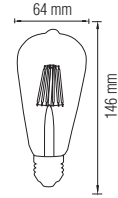
RUSTIC VINTAGE-6

- 220-240V / 50-60Hz
- Average Life: 20.000 Hrs
- 540 lm
- 2200K

001 029 0006

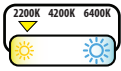


AMBER COLOR



RUSTIC TUBE

- 220-240V / 50-60Hz
- Average Life: 20.000 Hrs
- 2200K



AMBER COLOR

FILAMENT LED

| | |
|-----------------|-----------------|
| RUSTIC TUBE - 6 | RUSTIC TUBE - 8 |
| 001-033-0006 | 001-033-0008 |

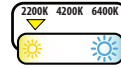
| | | |
|-----------------|--------------|--------------|
| Power : | 6 W | 8 W |
| Luminous Flux : | 540 lm | 720 lm |
| Sizes / (mm) : | A: 30 B: 185 | A: 30 B: 235 |



RUSTIC TWIST-4

- 220-240V / 50-60Hz
- Average Life: 20.000 Hrs
- 360 lm
- 2200K

001 038 0004




AMBER COLOR



RUSTIC DIAMOND

- 220-240V / 50-60Hz
- Average Life: 20.000 Hrs
- 2200K

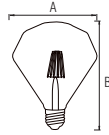


AMBER COLOR

FILAMENT LED


| | |
|--------------------|--------------------|
| RUSTIC DIAMOND - 4 | RUSTIC DIAMOND - 6 |
| 001-034-0004 | 001-034-0006 |

| | | |
|-----------------|--------------|---------------|
| Power : | 6 W | 8 W |
| Luminous Flux : | 360 lm | 540 lm |
| Sizes / (mm) : | A: 95 B: 128 | A: 120 B: 155 |



RUSTIC CRYSTAL

- 220-240V / 50-60Hz
- Average Life: 20.000 Hrs
- 2200K

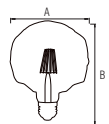


AMBER COLOR

FILAMENT LED

| | |
|--------------------|--------------------|
| RUSTIC CRYSTAL - 4 | RUSTIC CRYSTAL - 6 |
| 001-036-0004 | 001-036-0006 |

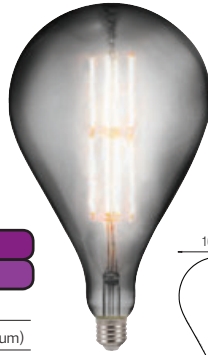
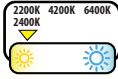
| | | |
|-----------------|--------------|---------------|
| Power : | 4 W | 6 W |
| Luminous Flux : | 360 lm | 540 lm |
| Sizes / (mm) : | A: 95 B: 120 | A: 125 B: 160 |





TOLEDO

- 220-240V / 50-60Hz
- Average Life: 20.000 Hrs


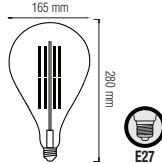


FILAMENT LED

TOLEDO

001-049-0008

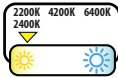
| | | |
|-------------------|---|------------------------------------|
| Power | : | 8 W |
| Luminous Flux | : | 620 lm (Amber) / 250 lm (Titanium) |
| Color Temperature | : | 2200K (Amber) / 2400K (Titanium) |



GINZA

- 220-240V / 50-60Hz
- Average Life: 20.000 Hrs

GINZA-XL



FILAMENT LED

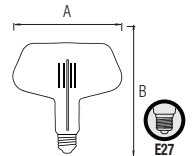
GINZA

001-050-0008

GINZA-XL

001-050-0008

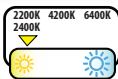
| | | | |
|-------------------|---|------------------------------------|------------------------------------|
| Power | : | 8 W | 8 W |
| Luminous Flux | : | 620 lm (Amber) / 250 lm (Titanium) | 620 lm (Amber) / 250 lm (Titanium) |
| Color Temperature | : | 2200K (Amber) / 2400K (Titanium) | 2200K (Amber) / 2400K (Titanium) |
| Sizes (mm) | : | A: 180 B: 190 | A: 230 B: 200 |



ENIGMA

- 220-240V / 50-60Hz
- Average Life: 20.000 Hrs

ENIGMA-XL



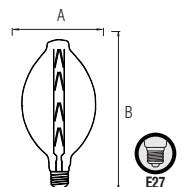
ENIGMA

001-051-0008

ENIGMA-XL

001-051-0008

| | | | |
|-------------------|---|------------------------------------|------------------------------------|
| Power | : | 8 W | 8 W |
| Luminous Flux | : | 620 lm (Amber) / 250 lm (Titanium) | 620 lm (Amber) / 250 lm (Titanium) |
| Color Temperature | : | 2200K (Amber) / 2400K (Titanium) | 2200K (Amber) / 2400K (Titanium) |
| Sizes (mm) | : | A: 120 B: 225 | A: 185 B: 345 |

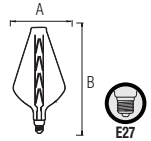
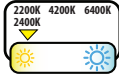




PARADOX

- 220-240V / 50-60Hz
- Average Life: 20.000 Hrs

PARADOX-XL



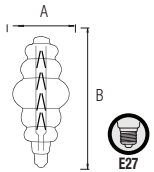
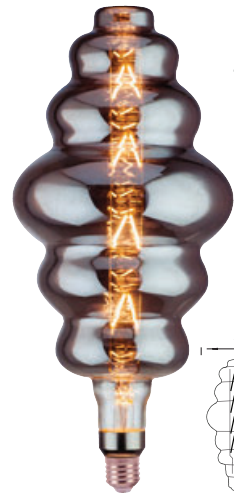
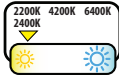
FLAMENT LED

| | PARADOX | PARADOX-XL |
|---------------------|------------------------------------|------------------------------------|
| | 001-052-0008 | 001-052-0008 |
| Power : | 8 W | 8 W |
| Luminous Flux : | 620 lm (Amber) / 250 lm (Titanium) | 620 lm (Amber) / 250 lm (Titanium) |
| Color Temperature : | 2200K (Amber) / 2400K (Titanium) | 2200K (Amber) / 2400K (Titanium) |
| Sizes (mm) : | A: 120 B: 270 | A: 188 B: 400 |

ORIGAMI

- 220-240V / 50-60Hz
- Average Life: 20.000 Hrs

ORIGAMI-XL



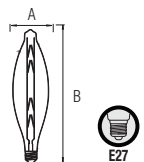
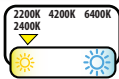
FLAMENT LED

| | ORIGAMI | ORIGAMI-XL |
|---------------------|------------------------------------|------------------------------------|
| | 001-053-0008 | 001-053-0008 |
| Power : | 8 W | 8 W |
| Luminous Flux : | 620 lm (Amber) / 250 lm (Titanium) | 620 lm (Amber) / 250 lm (Titanium) |
| Color Temperature : | 2200K (Amber) / 2400K (Titanium) | 2200K (Amber) / 2400K (Titanium) |
| Sizes (mm) : | A: 120 B: 270 | A: 180 B: 400 |

ELLIPTIC

- 220-240V / 50-60Hz
- Average Life: 20.000 Hrs

ELLIPTIC-XL



FLAMENT LED

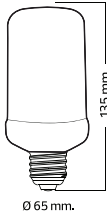

| | ELLIPTIC | ELLIPTIC-XL |
|---------------------|------------------------------------|------------------------------------|
| | 001-054-0008 | 001-054-0008 |
| Power : | 8 W | 8 W |
| Luminous Flux : | 620 lm (Amber) / 250 lm (Titanium) | 620 lm (Amber) / 250 lm (Titanium) |
| Color Temperature : | 2200K (Amber) / 2400K (Titanium) | 2200K (Amber) / 2400K (Titanium) |
| Sizes (mm) : | A: 95 B: 340 | A: 115 B: 460 |



FIREFLUX

- 100-250V / 50-60Hz
- Average Life: 25.000 Hrs
- 117 lm
- 1500K

001 048 0005



3 Modes



Flame Mode



General Lighting Mode



Breathing Mode



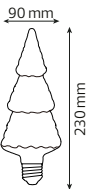
5W SMD LED



PINE

- 220-240V / 50-60Hz
- Average Life: 20.000 Hrs

001 059 0002



2W SMD LED

6400K
236 lm

RED
19 lm

AMBER
154 lm

BLUE
32 lm

GREEN
187 lm

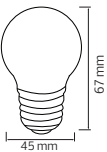
PINK
175 lm



RAINBOW

- 220-240V / 50-60Hz
- Average Life: 20.000 Hrs

001 017 0001



■ 105 lm



■ 34 lm



■ 68 lm



■ 12 lm



■ 120 lm

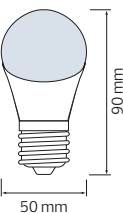
1W SMD LED



SPECTRA

- 175-250V / 50-60Hz
- Average Life: 20.000 Hrs

001 017 0003



■ 315 lm



■ 102 lm



■ 205 lm



■ 38 lm



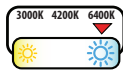
■ 250 lm

3W SMD LED





- 220-240V / 50-60Hz
- Average Life: 8.000 Hrs



TUBE-5



TUBE-8



T5
G5

| | TUBE-5 | TUBE-5 | TUBE-5 | TUBE-5 | TUBE-5 |
|-----------------|--------------|--------------|--------------|--------------|--------------|
| | 004-001-0006 | 004-001-0008 | 004-001-0013 | 004-001-0021 | 004-001-0028 |
| Power : | 6 W | 8 W | 13 W | 21 W | 28 W |
| Luminous Flux : | 280-310 lm | 400-430 lm | 1045-1140 lm | 1660-1850 lm | 2350-2470 lm |
| Length (mm) : | L: 230 | L: 300 | L: 530 | L: 860 | L: 1160 |



T8
G13

| | TUBE-8 | TUBE-8 | TUBE-8 | TUBE-8 |
|-----------------|--------------|--------------|--------------|--------------|
| | 004-003-0010 | 004-003-0015 | 004-003-0018 | 004-003-0036 |
| Power : | 10 W | 15 W | 18 W | 36 W |
| Luminous Flux : | 280-310 lm | 560-630 lm | 960-1150 lm | 2400-2760 lm |
| Length (mm) : | L: 347 | L: 450 | L: 600 | L: 1200 |

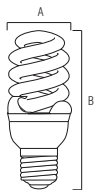



Fluorescent Tube Energy Saving Lamp



FULL

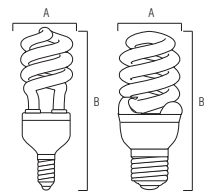

- 220-240V / 50-60Hz
- Average Life: 6.000 Hrs



| | FULL-35 | FULL-45 | FULL-65 | FULL-85 | FULL-105 |
|-----------------|--------------|--------------|--------------|---------------|---------------|
| | 003-001-0035 | 003-001-0045 | 003-001-0065 | 003-001-0085 | 003-001-0105 |
| Power : | 35 W | 45 W | 65 W | 85 W | 105 W |
| Color Temp. : | 6400K | 6400K | 6400K | 6400K | 6400K |
| Luminous Flux : | 350 lm | 1750 lm | 2500 lm | 3500 lm | 4400 lm |
| Lamp Holder : | E27 | E27 | E27 | E27 | E27 |
| Tube Diameter : | T4 | T4 | T5 | T5 | T6 |
| Sizes (mm) : | A: 61 B: 174 | A: 83 B: 174 | A: 83 B: 174 | A: 105 B: 174 | A: 105 B: 174 |

HALF

- 220-240V / 50-60Hz
- Average Life: 6.000 Hrs
- Tube Diameter: T3



| | HALF-9 | HALF-12 | HALF-15 | HALF-26 |
|-----------------|-----------------|-----------------|-----------------|--------------|
| | 003-002-0009 | 003-002-0012 | 003-002-0015 | 003-002-0026 |
| Power : | 9 W | 12 W | 15 W | 26 W |
| Color Temp. : | 2700K / 6400K | 2700K / 6400K | 2700K / 6400K | 2700K |
| Luminous Flux : | 410 lm / 400 lm | 550 lm / 540 lm | 770 lm / 750 lm | 1380 lm |
| Lamp Holder : | E14 / E27 | E14 / E27 | E14 / E27 | E27 |
| Sizes (mm) : | A: 37 B: 108 | A: 40 B: 125 | A: 40 B: 135 | A: 52 B: 146 |

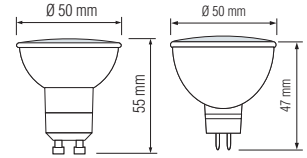
**HOROZ ELECTRIC**

Halogen Lamp / Reflector Lamp

Average Life: 2.000 Hrs



| | GU 10 CLOSED | JCDR OPEN | JCDR CLOSED | MR16 CLOSED |
|---------------|-------------------|-------------------|-------------------|-----------------|
| | 220-240V/50-60 Hz | 220-240V/50-60 Hz | 220-240V/50-60 Hz | 12V AC |
| Power | 50 W | 50 W | 50 W | 20 W / 50 W |
| Luminous Flux | 340 lm | 650 lm | 550 lm | 200 lm / 600 lm |
| Lamp Holder | GU10 | GU5.3 | GU5.3 | GU5.3 |

**HOROZ ELECTRIC**

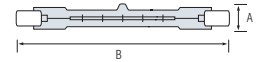
Halogen Lamp



Average Life: 2.000 Hrs



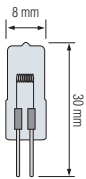
| | 78 mm | 118 mm | 189 mm |
|---------------|-------------------|-------------------|-------------------|
| | 220-240V/50-60 Hz | 220-240V/50-60 Hz | 220-240V/50-60 Hz |
| Power | 150W | 300 W / 500W | 1000W |
| Luminous Flux | 1600 lm | 4000 lm / 7500 lm | 18000 lm |
| Sizes (mm) | A: 10 B: 78 | A: 13 B: 118 | A: 13 B: 189 |




Average Life: 2.000 Hrs



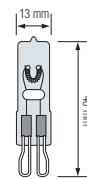
| | JC G4 | JC G4 WHITE |
|---------------|--------|-------------|
| | 12V AC | 12V AC |
| Power | 20 W | 20 W |
| Luminous Flux | 250 lm | 120 lm |



Average Life: 2.000 Hrs



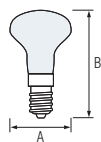
| | G9 CLEAR | G9 WHITE | G9 FROST |
|---------------|-------------------|-------------------|-------------------|
| | 220-240V/50-60 Hz | 220-240V/50-60 Hz | 220-240V/50-60 Hz |
| Power | 25 W / 40W | 25 W / 40W | 25 W / 40W |
| Luminous Flux | 270 lm / 420 lm | 100 lm / 220 lm | 220 lm / 500 lm |

**HOROZ ELECTRIC**

Reflector Lamp

**R**

220-240V / 50-60Hz
Average Life: 1.000 Hrs



| | R39 | R50-40 | R50-60 | R63-60 | R80-60 | R80-75 | R80-100 |
|---------------|--------------|--------------|--------------|--------------|--------------|--------------|--------------|
| | 007-001-0030 | 007-002-0040 | 007-002-0060 | 007-003-0060 | 007-004-0060 | 007-004-0075 | 007-004-0100 |
| Power | 30 W | 40 W | 60 W | 60 W | 60 W | 75 W | 100 W |
| Luminous Flux | 150 lm | 280 lm | 460 lm | 400 lm | 380 lm | 580 lm | 900 lm |
| Lamp Holder | E14 | E14 | E14 | E27 | E27 | E27 | E27 |
| Sizes (mm) | A: 39 B: 68 | A: 50 B: 82 | A: 50 B: 82 | A: 63 B: 95 | A: 80 B: 105 | A: 80 B: 105 | A: 80 B: 105 |



HOROZ ELECTRIC

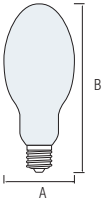
Mercury Lamp / Metal Halide Lamp

PLANET

- 220-240V / 50-60Hz
- Average Life: 6.000 Hrs
- 4400K



Use Without Ballast



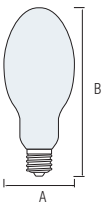
| | PLANET-125 008-002-0125 | PLANET-160 008-002-0160 | PLANET-250 008-002-0250 |
|---------------|----------------------------|----------------------------|----------------------------|
| Power | 125 W | 160 W | 250 W |
| Luminous Flux | 2560 lm | 3200 lm | 4900 lm |
| Lamp Holder | E27 | E27 | E40 |
| Sizes (mm) | A: 70 B: 150 | A: 70 B: 155 | A: 90 B: 230 |

KRIPTON

- 220-240V / 50-60Hz
- Average Life: 6.000 Hrs
- 5500K



Use With Ballast



| | KRIPTON-125 008-001-0125 | KRIPTON-250 008-001-0250 | KRIPTON-400 008-001-0400 |
|---------------|-----------------------------|-----------------------------|-----------------------------|
| Power | 125 W | 250 W | 400 W |
| Luminous Flux | 4990 lm | 11025 lm | 21000 lm |
| Lamp Holder | E27 | E40 | E40 |
| Sizes (mm) | A: 70 B: 150 | A: 90 B: 230 | A: 110 B: 260 |



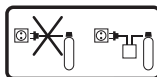
HOROZ ELECTRIC

Mercury Lamp Metal Halide Lamp



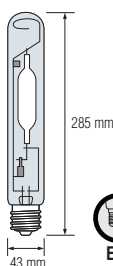
NEXUS

- 220-240V / 50-60Hz
- 35.000-38.000 lm (WHITE)
- 8.000-10.000 lm (BLUE)
- 28.000-31.000 lm (GREEN)
- 20.000-23.000 lm (RED)
- Average Life: 6.000 Hrs



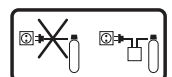
Use With Ballast

009 002 0400



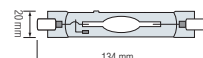
MERKÜR

- 220-240V / 50-60Hz
- Average Life: 6.000 Hrs
- 11000 lm
- 4000K



Use With Ballast

009 001 0150





HOROZ ELECTRIC


Downlight Fitting

MEYAN

■ Lamp holder not included

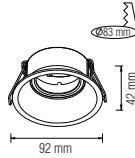
WHITE

BLACK



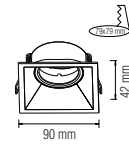
MEYAN-R

015-029-0001



MEYAN-S

015-030-0001



HOROZ ELECTRIC


Downlight Fitting



PETUNYA

■ Lamp holder not included

BLACK&WHITE



PETUNYA-1

015-028-0001


PETUNYA-2

015-028-0002

PETUNYA-3

015-028-0003

| | | | |
|-------------------|-----------------------|---------------------|---------------------|
| Power | : Max. 50 W | Max. 2x50 W | Max. 3x50 W |
| Cutting Size (mm) | : 93x93 | 93x170 | 93x256 |
| Sizes (mm) | : A: 100 B: 100 C: 32 | A: 100 B: 185 C: 32 | A: 100 B: 270 C: 32 |



KAMELYA

■ Lamp holder not included

015 025 0050



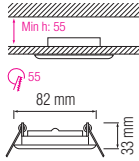
CHROME

MAT CHROME

BLACK

WHITE

GOLDEN



LAVANTA

■ Lamp holder not included

015 024 0050



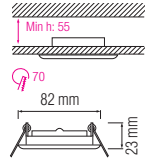
CHROME

MAT CHROME

BLACK

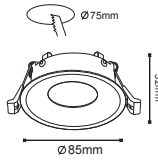
WHITE

GOLDEN



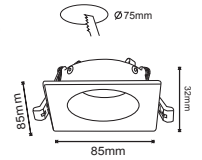

KARANFİL

■ Lamp holder not included



KARANFİL-R

015-022-0050



KARANFİL-S

015-023-0050

WHITE

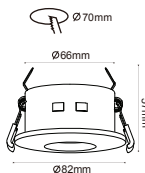


SARDUNYA

■ Lamp holder not included

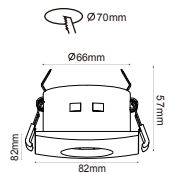



WHITE



SARDUNYA-R

015-017-0050



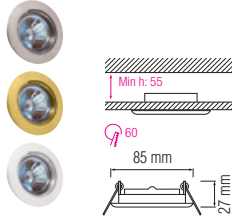
SARDUNYA-S

015-018-0050



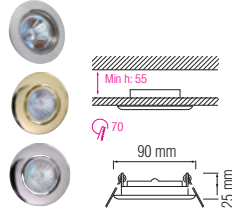
ORKİDE

015 007 0050



MENEKŞE

015 008 0050



CHROME

MAT CHROME

GOLDEN

WHITE

■ 220-240V / 50-60Hz
■ Max. 50W



■ 220-240V / 50-60Hz
■ Max. 50W

WHITE

CHROME

MAT CHROME

GOLDEN

CHROME

MAT CHROME

GOLDEN

ANTIQUE RED COPPER

TITANIUM BLACK/GOLDEN

GOLDEN

CHROME

MAT CHROME

ANTIQUE RED COPPER

ANTIQUE GREEN



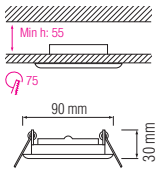
CHROME

MAT CHROME

GOLDEN

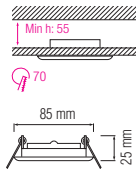
AÇELYA

015 009 0050



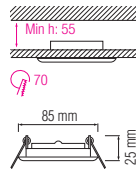
YONCA

015 015 0050



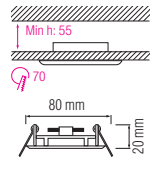
PAPATYA

015 016 0050



ORTANCA

015 010 0050



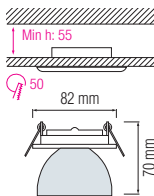
YASEMİN

■ 220-240V / 50-60Hz
■ Max. 20W

YELLOW CLEAR

BLUE BROWN PURPLE

015 005 0020





LED Downlight

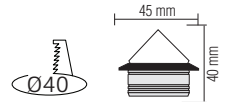


NADIA

016 027 0001

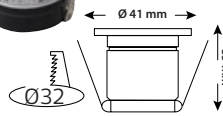
MAT CHROME

- 85-265V / 50-60Hz
- Average Life: 30.000 Hrs
- 70 lm
- 4200K



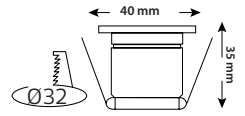
SILVIA

016 039 0001



LAURA

016 038 0001



WHITE

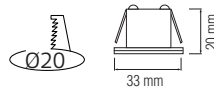
MAT CHROME

- 85-265V / 50-60Hz
- Average Life: 30.000 Hrs
- 70 lm
- 4200K



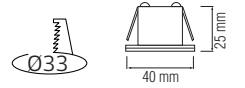
MONICA

016 003 0001



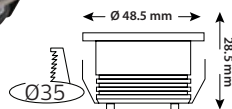
MIRANDA

016 004 0003



BIANCA

016 036 0003





BELLA

016 042 0003

CHROME
MAT CHROME
ROSE

WHITE
BLACK

- 85-265V / 50-60Hz
- Average Life: 30.000 Hrs
- 125 lm
- 4200K

3W COB LED

2700K 4200K 6400K

Ø35

47 mm
32 mm
32 mm

LISA

016 031 0003

COB LED

2700K 4200K 6400K

Ø35

44 mm
48 mm

JULIA

016 032 0003

WHITE

- 220-240V / 50-60Hz
- Average Life: 30.000 Hrs
- 125 lm
- 4200K

COB LED

2700K 4200K 6400K

Ø35

44 mm
48 mm

ANGELA

016 002 0002

MAT CHROME

- 185-264V / 50-60Hz
- Average Life: 30.000 Hrs
- 100 lm
- 4200K

SMD LED

2700K 4200K 6400K

Ø51

65 mm
20 mm

RITA

016 037 0003

WHITE

- 85-265V / 50-60Hz
- Average Life: 30.000 Hrs
- 210 lm
- 4200K

COB LED

2700K 4200K 6400K

Ø35

Ø45 mm
35 mm

LUNA

016 041 0003

WHITE

- 220-220V / 50-60Hz
- Average Life: 20.000 Hrs
- 210 lm
- 4200K
- Recessed+Surface Mounting Available

SMD LED

2700K 4200K 6400K

Ø65

70 mm
14.5 mm

DIANA

016 006 0003

MAT CHROME
WHITE

- 220-240V / 50-60Hz
- Average Life: 40.000 Hrs
- 200 lm (2700K)
220 lm (6500K)

COB LED

2700K 4200K 6400K

Ø60


62 mm
55 mm

LED DOWNLIGHT



NORA

- 100-240V / 50-60Hz
- Average Life: 30.000 Hrs
- 6400K

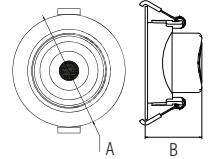


WHITE

NEW PRODUCT


SMD LED

| | NORA-5 | NORA-7 | NORA-9 | NORA-12 |
|-----------------------|---------------|---------------|--------------|--------------|
| | 016-053-0005 | 016-053-0007 | 016-053-0009 | 016-053-0012 |
| Power | 5 W | 7 W | 9 W | 12 W |
| Luminous Flux | 445 lm | 630 lm | 806 lm | 1041 lm |
| Cutting Diameter (mm) | Ø70 | Ø70 | Ø90 | Ø110 |
| Sizes (mm) | A: 85.8 B: 25 | A: 85.8 B: 25 | A: 105 B: 31 | A: 125 B: 35 |



MAYA

- 100-240V / 50-60Hz
- Average Life: 30.000 Hrs
- 6400K

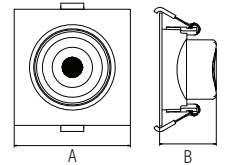


WHITE

NEW PRODUCT

SMD LED

| | MAYA-5 | MAYA-7 | MAYA-9 | MAYA-12 |
|-----------------------|---------------|---------------|--------------|--------------|
| | 016-054-0005 | 016-054-0007 | 016-054-0009 | 016-054-0012 |
| Power | 5 W | 7 W | 9 W | 12 W |
| Luminous Flux | 445 lm | 630 lm | 806 lm | 1041 lm |
| Cutting Diameter (mm) | Ø70 | Ø70 | Ø90 | Ø110 |
| Sizes (mm) | A: 85.8 B: 25 | A: 85.8 B: 25 | A: 105 B: 31 | A: 125 B: 35 |



GABRIEL

016 029 0006

WHITE

- 100-240V / 50-60Hz
- Average Life: 30.000 Hrs
- 410 lm
- 4200K



JESSICA

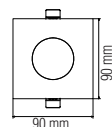
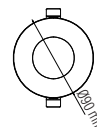
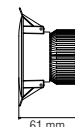
016 030 0006



6W COB LED

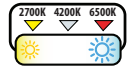


IP65



**HORUZ****ELECTRIC****LED Downlight**

- 100-240V / 50-60Hz
- Average Life: 40.000 Hrs
- 2700K / 4200K / 6500K

MELISA**VICTORIA****MAT CHROME****WHITE****COB LED****MELISA-3****MELISA-5****VICTORIA-3****VICTORIA-5**

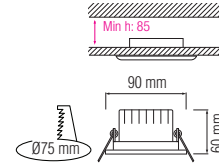
016-008-0003

016-008-0005

016-007-0003

016-007-0005

| | | | | | |
|----------------------|---|------------|------------|------------|------------|
| Power | : | 3 W | 5 W | 3 W | 5 W |
| Luminous Flux | : | 230 lm | 300 lm | 230 lm | 300 lm |

**VALERIA**

- 85-265V / 50-60Hz
- Average Life: 30.000 Hrs
- 4200K

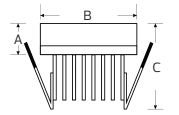
SMD LED**VALERIA-5****VALERIA-7****VALERIA-9**

016-040-0005

016-040-0007

016-040-0009

| | | | | |
|------------------------------|---|-------------------|-------------------|--------------------|
| Power | : | 5 W | 7 W | 9 W |
| Luminous Flux | : | 400 lm | 560 lm | 720 lm |
| Cutting Diameter (mm) | : | Ø50 | Ø70 | Ø95 |
| Sizes (mm) | : | A: 20 B: 62 C: 55 | A: 20 B: 82 C: 55 | A: 20 B: 102 C: 55 |

**ADRIANA**

- 100-240V / 50-60Hz
- Average Life: 40.000 Hrs
- 2700K / 6400K


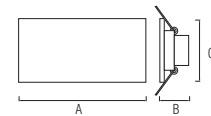
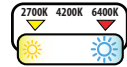
COB LED**ADRIANA-5****ADRIANA-10****ADRIANA-15**

016-021-0005

016-021-0010

016-021-0015

| | | | | |
|--------------------------|---|-------------------|--------------------|--------------------|
| Power | : | 5 W | 2x5 W | 3x5 W |
| Luminous Flux | : | 368 lm | 2x368 lm | 3x368 lm |
| Cutting Size (mm) | : | 73x73 | 90x155 | 90x240 |
| Sizes (mm) | : | A: 93 B: 44 C: 93 | A: 175 B: 44 C: 93 | A: 255 B: 44 C: 93 |

**WHITE****SABRINA**

- 100-240V / 50-60Hz
- Average Life: 40.000 Hrs
- 2700K / 6400K

COB LED**SABRINA-8****SABRINA-16****SABRINA-24****SABRINA-32**

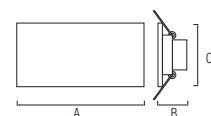
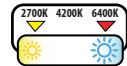
016-023-0008

016-023-0016

016-023-0024

016-023-0032

| | | | | | |
|--------------------------|---|---------------------|---------------------|---------------------|---------------------|
| Power | : | 8 W | 2x8 W | 3x8 W | 4x8 W |
| Luminous Flux | : | 371lm | 2x371lm | 3x371lm | 4x371lm |
| Cutting Size (mm) | : | 90x90 | 81x170 | 81x255 | 170x170 |
| Sizes (mm) | : | A: 100 B: 67 C: 100 | A: 185 B: 67 C: 100 | A: 270 B: 67 C: 100 | A: 185 B: 67 C: 185 |


**WHITE**



ALEXA

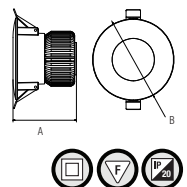
- 200-265V / 50-60Hz
- Average Life: 70.000 Hrs
- 3000K/4200K/7000K

WHITE




SMD LED

| | ALEXA-8 | ALEXA-12 | ALEXA-20 | ALEXA-24 | ALEXA-30 |
|-----------------------|---------------|----------------|----------------|----------------|----------------|
| | 016-048-0008 | 016-048-0012 | 016-048-0020 | 016-048-0024 | 016-048-0030 |
| Power | : 8 W | : 12 W | : 20 W | : 24 W | : 30 W |
| Luminous Flux | : 600 lm | : 900 lm | : 1500 lm | : 1800 lm | : 2250 lm |
| Cutting Diameter (mm) | : Ø75 | : Ø95 | : Ø115 | : Ø145 | : Ø190 |
| Sizes (mm) | : A: 32 B: 98 | : A: 32 B: 120 | : A: 32 B: 145 | : A: 32 B: 180 | : A: 32 B: 230 |

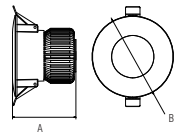


**LUCIA**


- 85-265V / 50-60Hz
- Average Life: 30.000 Hrs
- 6400K

WHITE**SMD LED**

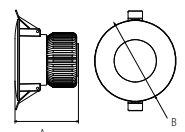
| | LUCIA-10 | LUCIA-15 | LUCIA-20 | LUCIA-25 | LUCIA-30 | LUCIA-35 | LUCIA-40 |
|-------------------|--------------|----------------|--------------|----------------|--------------|--------------|--------------|
| | 016-046-0010 | 016-046-0015 | 016-046-0020 | 016-046-0025 | 016-046-0030 | 016-046-0035 | 016-046-0040 |
| Power : | 10 W | 15 W | 20 W | 25 W | 30 W | 35 W | 40 W |
| Luminous Flux: | 650 lm | 1125 lm | 1500 lm | 1875 lm | 2250 lm | 2625 lm | 3000 lm |
| Cutting Diameter: | Ø75 | Ø85 | Ø95 | Ø120 | Ø145 | Ø165 | Ø200 |
| Sizes (mm) : | A: 37 B: 86 | A: 44,5 B: 101 | A: 53 B: 116 | A: 62,6 B: 140 | A: 73 B: 163 | A: 84 B: 190 | A: 99 B: 217 |

**VANESSA**

- 85-265V / 50-60Hz
- Average Life: 30.000 Hrs
- 6400K

WHITE**COB LED**

| | VANESSA-5 | VANESSA-10 | VANESSA-15 | VANESSA-20 | VANESSA-30 |
|-------------------------|--------------|--------------|--------------|--------------|--------------|
| | 016-044-0005 | 016-044-0010 | 016-044-0015 | 016-044-0020 | 016-044-0030 |
| Power : | 5 W | 10 W | 15 W | 20 W | 30 W |
| Luminous Flux : | 341lm | 824 lm | 1079 lm | 1470 lm | 2205 lm |
| Cutting Diameter (mm) : | Ø75 | Ø95 | Ø150 | Ø170 | Ø205 |
| Sizes (mm) : | A: 43 B: 90 | A: 43 B: 120 | A: 43 B: 170 | A: 45 B: 195 | A: 45 B: 225 |






STELLA

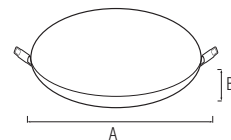
- 165-260V / 50-60Hz
- Average Life: 25.000 Hrs
- 6400K

FRAMELESS



SMD LED

| | STELLA-8 | STELLA-16 | STELLA-20 | STELLA-30 |
|-----------------------|---------------|----------------|----------------|----------------|
| | 016-052-0008 | 016-052-0016 | 016-052-0020 | 016-052-0030 |
| Power | : 8 W | : 16 W | : 20 W | : 30 W |
| Luminous Flux | : 455 lm | : 950 lm | : 1375 lm | : 2260 lm |
| Cutting Diameter (mm) | : 75 | : 112 | : 163 | : 215 |
| Sizes (mm) | : A: 91 B: 19 | : A: 121 B: 19 | : A: 173 B: 19 | : A: 223 B: 19 |

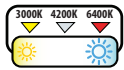




- 100-265V / 50-60Hz
- Average Life: 30.000 Hrs
- 3000K / 4200K / 6400K

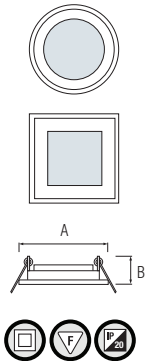
CLARA

MARIA




SMD LED

| | CLARA-6 | CLARA-12 | CLARA-15 | MARIA-6 | MARIA-12 | MARIA-15 |
|-------------------------|--------------|--------------|--------------|--------------|--------------|--------------|
| | 016-016-0006 | 016-016-0012 | 016-016-0015 | 016-015-0006 | 016-015-0012 | 016-015-0015 |
| Power : | 6 W | 12 W | 15 W | 6 W | 12 W | 15 W |
| Luminous Flux : | 480 lm | 744 lm | 1150 lm | 480 lm | 744 lm | 1150 lm |
| Cutting Diameter (mm) : | Ø73 | Ø125 | Ø165 | 73X73 | 125X125 | 165X165 |
| Sizes (mm) : | A: 96 B: 40 | A: 160 B: 40 | A: 200 B: 40 | A: 96 B: 35 | A: 160 B: 40 | A: 198 B: 40 |



SLIM

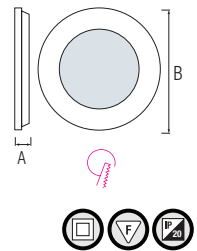
- 100-265V / 50-60Hz
- Average Life: 50.000 Hrs
- 2700K / 4200K / 6400K



WHITE


SMD LED

| | SLIM-3 | SLIM-6 | SLIM-9 | SLIM-12 | SLIM-15 | SLIM-18 | SLIM-24 |
|--------------------|--------------|--------------|--------------|--------------|--------------|--------------|--------------|
| | 056-003-0003 | 056-003-0006 | 056-003-0009 | 056-003-0012 | 056-003-0015 | 056-003-0018 | 056-003-0024 |
| Power : | 3 W | 6 W | 9 W | 12 W | 15 W | 18 W | 24 W |
| Luminous Flux : | 110 lm | 270 lm | 540 lm | 660 lm | 900 lm | 1170 lm | 1632 lm |
| Cutting Diameter : | Ø70 | Ø108 | Ø132 | Ø155 | Ø176 | Ø215 | Ø279 |
| Sizes (mm) : | A:14 B:83 | A:14 B:118,5 | A:14 B:146 | A:14 B:168 | A:17 B:190 | A:14 B:221 | A:14,5 B:297 |



SLIM/Sq

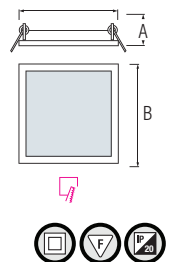
- 100-265V / 50-60Hz
- Average Life: 50.000 Hrs
- 2700K / 4200K / 6400K



WHITE

SMD LED

| | SLIM / Sq-3 | SLIM / Sq-6 | SLIM / Sq-9 | SLIM / Sq-12 | SLIM / Sq-15 | SLIM / Sq-18 | SLIM / Sq-24 |
|---------------------|--------------|--------------|--------------|--------------|--------------|--------------|--------------|
| | 056-005-0003 | 056-005-0006 | 056-005-0009 | 056-005-0012 | 056-005-0015 | 056-005-0018 | 056-005-0024 |
| Power : | 3 W | 6 W | 9 W | 12 W | 15 W | 18 W | 24 W |
| Luminous Flux : | 110 lm | 270 lm | 540 lm | 660 lm | 900 lm | 1170 lm | 1632 lm |
| Cutting Size (mm) : | 76x76 | 105x105 | 135x135 | 156x156 | 178x178 | 207x207 | 282x282 |
| Sizes (mm) : | A:16 B:89 | A:18 B:113,5 | A:16 B:146 | A:18 B:163 | A:15 B:194,5 | A:18 B:219,5 | A:17 B:296 |





HORUZ ELECTRIC


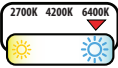
LED Backlight Panel



LED BACKLIGHT PANEL

TAURUS

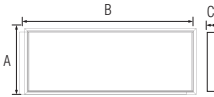
- 175-265V / 50-60Hz
- Average Life: 20.000 Hrs
- 6400K



WHITE



| SMD LED | TAURUS-36 | | TAURUS-48 | |
|---------------|-----------------------|--|------------------------|--|
| | 056-013-0036 | | 056-013-0048 | |
| Power | : 36 W | | : 48 W | |
| Luminous Flux | : 3000 lm | | : 4400 lm | |
| Sizes (mm) | : A: 295 B: 595 C: 32 | | : A: 295 B: 1195 C: 32 | |



HORUZ ELECTRIC

LED Panel Frame Drywall Kit



PLAZMA-45

- 175-265V / 50-60Hz
- Average Life: 20.000 Hrs
- 3375 lm
- 4200K / 6400K


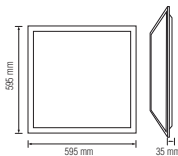
056 010 0045

WHITE

BACKLIGHT PANEL



Inside of Product



EUROPA-80

- 175-265V / 50-60Hz
- Average Life: 20.000 Hrs
- 6400 lm
- 4200K / 6400K

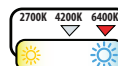
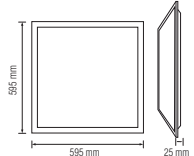
056 009 0080

WHITE

BACKLIGHT PANEL



Inside of Product



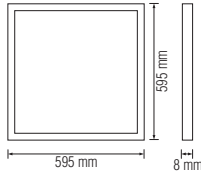



GALAKSİ-45

056 002 0045

WHITE

- 180-265V / 50-60Hz
- Average Life: 25.000 Hrs
- 3150 lm
- 4200K / 6400K

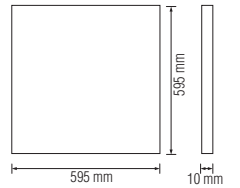


STAR-50

056 001 0050

SILVER

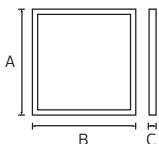
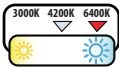
- 180-265V / 50-60Hz
- Average Life: 40.000 Hrs
- 4200 lm
- 4200K / 6400K



MOON

- 180-265V / 50-60Hz
- Average Life: 25.000 Hrs
- 4200K / 6400K

WHITE



| MOON-32 | MOON-40 |
|--------------|--------------|
| 056-007-0032 | 056-007-0040 |


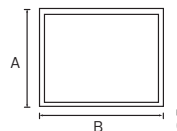
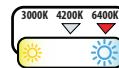
| | | |
|-----------------|--------------------|--------------------|
| Power : | 32 W | 40 W |
| Luminous Flux : | 2240 lm | 2800 lm |
| Sizes (mm) : | A: 400 B: 400 C: 8 | A: 500 B: 500 C: 8 |



ZODIAC

- 180-265V / 50-60Hz
- Average Life: 25.000 Hrs
- 4200K / 6400K

WHITE



| ZODIAC-24 | ZODIAC-36 |
|--------------|--------------|
| 056-006-0024 | 056-006-0036 |

| | | |
|-----------------|--------------------|---------------------|
| Power : | 24 W | 36 W |
| Luminous Flux : | 1680 lm | 2520 lm |
| Sizes (mm) : | A: 295 B: 595 C: 8 | A: 295 B: 1195 C: 8 |




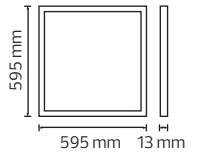


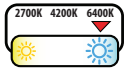


CAPELLA-48

- 175-265V / 50-60Hz
- Average Life: 25.000 Hrs
- 3125 lm
- 6400K

WHITE

056 012 0048



LED FRAME PANEL / FRAME / DRYWALL KIT

FRAME

WHITE

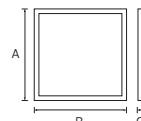
DRY KIT

111 001 0001

- Drywall Kit Apparatus
- For LED Panels



| | FRAME-3060 | FRAME-30120 | FRAME-4040 | FRAME-5050 | FRAME-6060 |
|-------------|---------------------|----------------------|---------------------|---------------------|---------------------|
| | 111-002-0001 | 111-002-0002 | 111-002-0003 | 111-002-0004 | 111-002-0005 |
| Sizes (mm): | A: 600 B: 300 C: 45 | A: 1200 B: 300 C: 45 | A: 400 B: 400 C: 45 | A: 500 B: 500 C: 45 | A: 600 B: 600 C: 45 |





HOROZ ELECTRIC

LED Surface Backlight



LED SURFACE BACKLIGHT




LED Surface Backlight
LED Surface Light
Surface Light




PROTEUS

- 175-265V / 50-60Hz
- Average Life: 20.000 Hrs
- 6400K

- WHITE**
- BLACK**

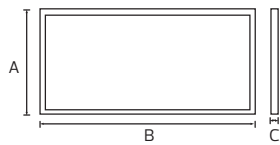


NEW
PRODUCT



Inside of Product

| SMD LED | | PROTEUS-36 | PROTEUS-48 |
|---------------|---|---------------------|----------------------|
| | | 056-014-0036 | 056-014-0048 |
| Power | : | 36 W | 48 W |
| Luminous Flux | : | 3000 lm | 4400 lm |
| Sizes (mm) | : | A: 300 B: 600 C: 38 | A: 300 B: 1200 C: 38 |






LED SURFACE BACKLIGHT / LED SURFACE LIGHT

PULSAR-48

- 175-265V / 50-60Hz
- Average Life: 20.000 Hrs
- 3800 lm
- 6400K

056 015 0048




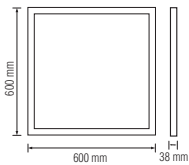
WHITE

BLACK

BACKLIGHT PANEL



Inside of Product

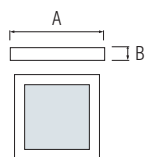
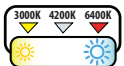


- 100-265V / 50-60Hz
- Average Life: 30.000 Hrs
- 3000K/4200K/6400K

CAROLINE

ARINA

WHITE



| | CAROLINE-12 | CAROLINE-18 | CAROLINE-28 | ARINA-12 | ARINA-18 | ARINA-28 |
|-----------------|--------------|--------------|--------------|--------------|--------------|--------------|
| | 016-025-0012 | 016-025-0018 | 016-025-0028 | 016-026-0012 | 016-026-0018 | 016-026-0028 |
| Power : | 12 W | 18 W | 28 W | 12 W | 18 W | 28 W |
| Luminous Flux : | 840 lm | 1300 lm | 1960 lm | 840 lm | 1300 lm | 1960 lm |
| Sizes (mm) : | A:160 B:28 | A:210 B:28 | A:287 B:28 | A:159.5 B:28 | A:211 B:28 | A:283 B:28 |






CARLA

- 165-260V/50-60Hz
- Average Life: 30.000 Hrs
- 6400K

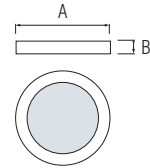
WHITE



SMD LED

| CARLA-16 | CARLA-24 | CARLA-32 |
|--------------|--------------|--------------|
| 016-058-0016 | 016-058-0024 | 016-058-0032 |


| | | | |
|---------------|--------------|------------|------------|
| Power | : 16 W | 24 W | 32 W |
| Luminous Flux | : 1280 lm | 1920 lm | 2560 lm |
| Sizes (mm) | : A:120 B:45 | A:170 B:45 | A:224 B:45 |



CARLA/SQ

- 165-260V/50-60Hz
- Average Life: 30.000 Hrs
- 6400K

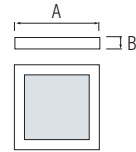
WHITE



SMD LED

| CARLA/SQ-16 | CARLA/SQ-24 | CARLA/SQ-32 |
|--------------|--------------|--------------|
| 016-059-0016 | 016-059-0024 | 016-059-0032 |

| | | | |
|---------------|--------------|------------|------------|
| Power | : 16 W | 24 W | 32 W |
| Luminous Flux | : 1280 lm | 1920 lm | 2560 lm |
| Sizes (mm) | : A:126 B:45 | A:174 B:45 | A:227 B:45 |






SANDRA

- 185-264V / 50-60Hz
- Average Life: 30.000 Hrs
- 4200K

SANDRA-XL

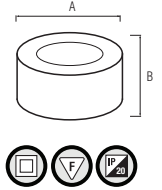


WHITE

BLACK

SMD LED


| | SANDRA-5 | SANDRA-5/XL | SANDRA-10 | SANDRA-10/XL | SANDRA-15 | SANDRA-15/XL |
|-----------------|--------------|--------------|--------------|--------------|--------------|--------------|
| | 016-043-0005 | 016-043-1005 | 016-043-0010 | 016-043-1010 | 016-043-0015 | 016-043-1015 |
| Power : | 5 W | 5 W | 10 W | 10 W | 15 W | 15 W |
| Luminous Flux : | 350 lm | 350 lm | 700 lm | 700 lm | 1050 lm | 1050 lm |
| Sizes (mm) : | A:105 B:75 | A:105 B:162 | A:140 B:75 | A:140 B:162 | A:180 B:75 | A:180 B:162 |



SANDRA-SQ

- 185-264V / 50-60Hz
- Average Life: 30.000 Hrs
- 4200K

SANDRA-SQ/XL

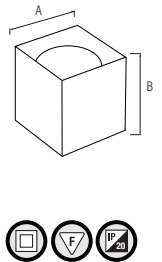


WHITE

BLACK

SMD LED

| | SANDRA-SQ10 | SANDRA-SQ10/XL | SANDRA-SQ15 | SANDRA-SQ15/XL |
|-----------------|--------------|----------------|--------------|----------------|
| | 016-045-0010 | 016-045-1010 | 016-045-0015 | 016-045-1015 |
| Power : | 10 W | 10 W | 15 W | 15 W |
| Luminous Flux : | 700 lm | 700 lm | 1050 lm | 1050 lm |
| Sizes (mm) : | A:136 B:120 | A:136 B:200 | A:182 B:120 | A:182 B:200 |




FREZYA

- 220-240V / 50-60Hz
- Max. 50W

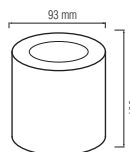
WHITE

BLACK



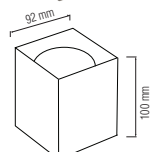
FREZYA-R

015-026-0050



FREZYA-S

015-027-0050

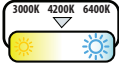


ARIZONA

- 100-240V / 50-60Hz
- Average Life: 30.000 Hrs
- 4200K

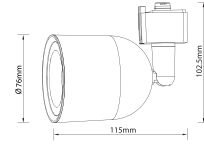
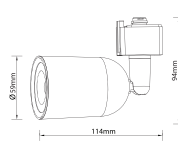
WHITE

BLACK



SMD LED

| | ARIZONA-5 | ARIZONA-10 |
|---------------|--------------|--------------|
| | 018-027-0005 | 018-027-0010 |
| Power | : 5 W | : 10 W |
| Luminous Flux | : 380 lm | : 650 lm |
| Beam Angle | : 52° | : 60° |

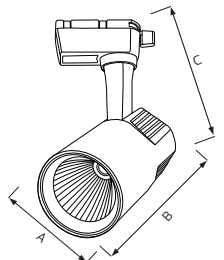
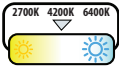


VARNA

- 175-265V / 50-60Hz
- Average Life: 30.000 Hrs
- 4200K
- Beam Angle: 24°

WHITE

BLACK



COB LED

| | VARNA-20 | VARNA-30 | VARNA-36 |
|---------------|-----------------------|-----------------------|-----------------------|
| | 018-026-0020 | 018-026-0030 | 018-026-0036 |
| Power | : 20 W | : 30 W | : 36 W |
| Luminous Flux | : 1600 lm | : 2400 lm | : 2880 lm |
| Sizes (mm) | : A: 72 B: 125 C: 160 | : A: 81 B: 130 C: 170 | : A: 91 B: 140 C: 180 |

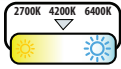




Z O O M A B L E

MONACO

- 100-240V / 50-60Hz
- Average Life: 40.000 Hrs
- 4200K
- Beam Angle: 15°-60°



WHITE

BLACK



COB LED

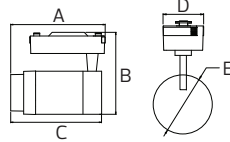
MONACO-15

MONACO-30

018-019-0015

018-019-0030


| | | | |
|---------------|---|-------------------------------------|-------------------------------------|
| Power | : | 15 W | 30 W |
| Luminous Flux | : | 1125 lm | 2250 lm |
| Sizes (mm) | : | A: 150 B: 130 C: 140 D: 47 E: 59 | A: 190 B: 170 C: 165 D: 64 E: 85 |



LED TRACK LIGHT

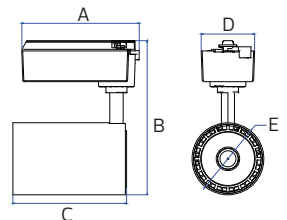
LYON

- 100-240V / 50-60Hz
- Average Life: 30.000 Hrs
- 4200K
- Beam Angle: 24°



WHITE

BLACK



LYON-10

LYON-18

LYON-24

018-020-0010

018-020-0018

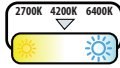
018-020-0024

| | | | | |
|---------------|---|------------------------------------|-------------------------------------|-------------------------------------|
| Power | : | 10 W | 18 W | 24 W |
| Luminous Flux | : | 650 lm | 1170 lm | 1560 lm |
| Sizes (mm) | : | A: 81 B: 140 C: 102 D: 37 E: 68 | A: 170 B: 162 C: 110 D: 61 E: 84 | A: 200 B: 190 C: 140 D: 66 E: 89 |





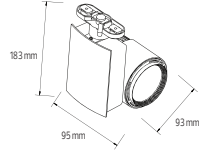
MADRID



WHITE

BLACK

- 100-240V / 50-60Hz
- Average Life: 40.000 Hrs
- 4200K
- Beam Angle: 24°



COB LED

| MADRID-23 | MADRID-40 |
|--------------|--------------|
| 018-005-0023 | 018-005-0040 |

| | | | |
|---------------|---|---------|---------|
| Power | : | 23 W | 40 W |
| Luminous Flux | : | 1779 lm | 2988 lm |



LED TRACK LIGHT

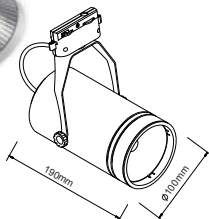
BERN

018 017 0030

WHITE

BLACK

- 180-240V / 50-60Hz
- Average Life: 30.000 Hrs
- 2000 lm
- 4200K
- Beam Angle: 21°



30W COB LED



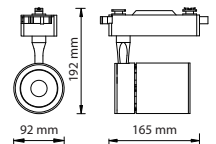
DUBLIN

018 018 0035

WHITE

BLACK

- 180-240V / 50-60Hz
- Average Life: 30.000 Hrs
- 3400 lm
- 4200K
- Beam Angle: 24°



35W COB LED



BASEL

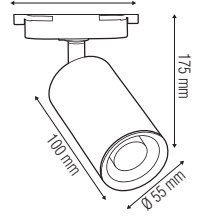
115 003 0001



WHITE

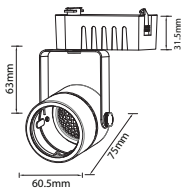
BLACK

- 220-240V / 50-60Hz
- Max. 50W
- Bulb not included



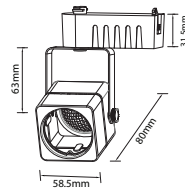
DAKAR

115 001 0001



RABAT

115 002 0001



WHITE

BLACK

- 220-240V / 50-60Hz
- Max. 50W
- Bulb not included





HOROZ ELECTRIC

Spotlight / LED Spotlight

LOZAN

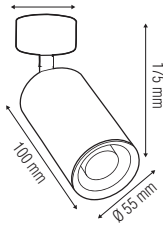
116 001 0001



WHITE

BLACK

- 220-240V / 50-60Hz
- Max. 50W
- Bulb not included



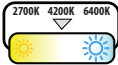
HOROZ ELECTRIC

Spotlight LED Spotlight



BEYRUT

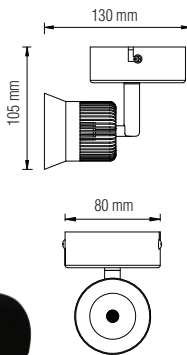
017 001 0005



WHITE

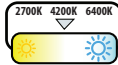
BLACK

- 220-240V / 50-60Hz
- Average Life: 40.000 Hrs
- 320 lm
- 4200K
- Beam Angle: 60°



TOKYO

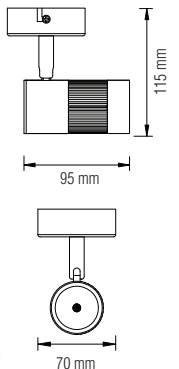
017 002 0008



WHITE

BLACK

- 100-240V / 50-60Hz
- Average Life: 40.000 Hrs
- 500 lm
- 4200K
- Beam Angle: 53°





HOROZ ELECTRIC

Lighting Track / Track Connector Recessed Monopoint

LIGHTING TRACK

WHITE

BLACK

SILVER

- Single Phase
- 220-240V / 50-60Hz
- Max. 16A

097 001 0001



1m.

097 001 0002

2m.

097 001 0003

3m.



TRACK CONNECTOR

WHITE

BLACK

SILVER

- Single Phase
- 220-240V / 50-60Hz AC
- Max. 16A




STRAIGHT Connector
096-001-0001



L Connector
096-002-0002



T Connector
096-001-0004



X Connector
096-001-0003



HOROZ ELECTRIC

Lighting Track Track Connector Recessed Monopoint



RECESSED MONOPOINT

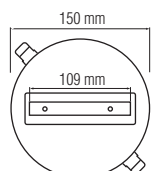
WHITE

BLACK

SILVER

- Single Phase
- 220-240V / 50-60Hz
- Max. 16A

098 001 0001



LIGHTING TRACK / TRACK CONNECTOR / RECESSED MONOPOINT



HOROZ ELECTRIC

LED Linear Suspension Light

INNOVA3-40

019 033 0040

30 mm width

INNOVA5-40

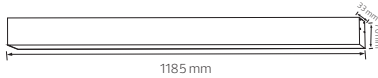
019 034 0040

50 mm width

BLACK

WHITE

- 170-265V / 50-60Hz
- Average Life: 70.000 Hrs
- 3200 lm
- 4000K
- Surface mounting also available



LED LINEAR SUSPENSION LIGHT



HOROZ ELECTRIC


LED Linear Suspension Light
 LED Suspension Light
 LED Crystal Suspension Light





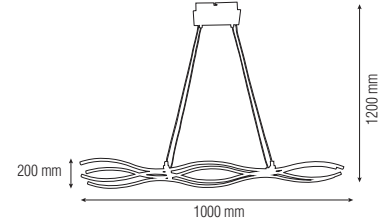
PRIME-45

019 029 0045



CHROME

- 110-240V / 50-60Hz
- Average Life: 30.000 Hrs
- 3500 lm
- 4000K



45W SMD LED



LED SUSPENSION LIGHT

OPTIMA-12

019 030 0012



12W

OPTIMA-24

019 030 0024



24W

OPTIMA-36

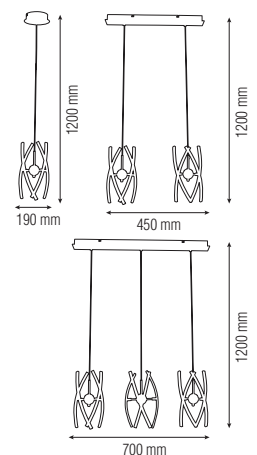
019 030 0036



36W

CHROME

- 110-240V / 50-60Hz
- Average Life: 30.000 Hrs
- 900/1800/2700 lm
- 4000K



SMD LED



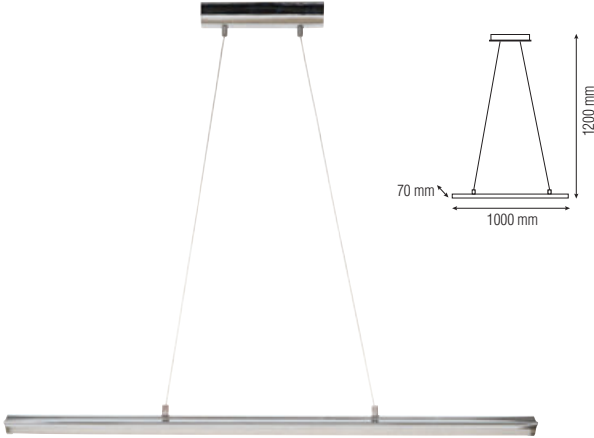


CALIBUR-24

019 031 0024

CHROME

- 110-240V / 50-60Hz
- Average Life: 30.000 Hrs
- 1800 lm
- 4000K


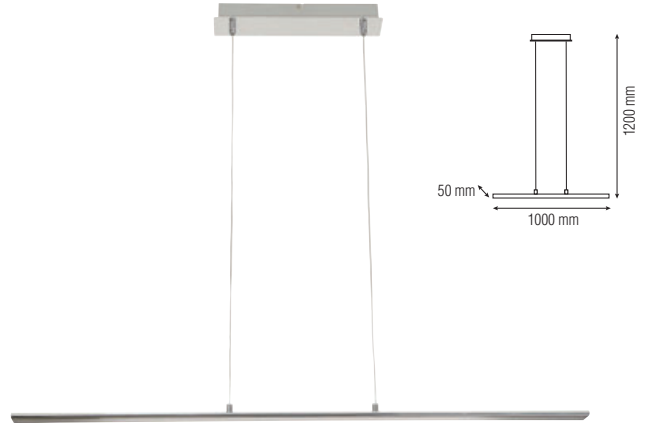


CAMEL-24

019 032 0024

CHROME

- 110-240V / 50-60Hz
- Average Life: 30.000 Hrs
- 1800 lm
- 4000K



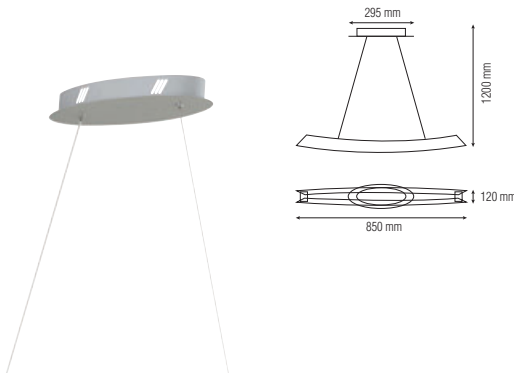
COSTA-35

019 015 0035

BLACK

WHITE

- 220-240V / 50-60Hz
- Average Life: 50.000 Hrs
- 2000 lm
- 4000K



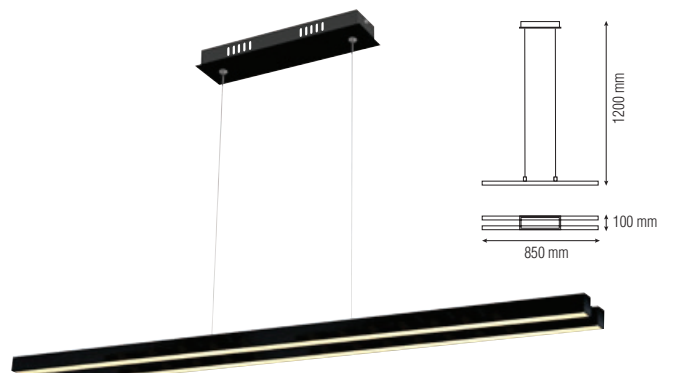
MATRIX-35

019 013 0035

BLACK

WHITE

- 220-240V / 50-60Hz
- Average Life: 50.000 Hrs
- 2000 lm
- 4000K




LED SUSPENSION LIGHT



PHOENIX

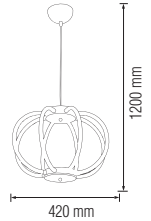
019 020 0038



CHROME

RED COPPER


- 110-240V / 50-60Hz
- Average Life: 30.000 Hrs
- 2623 lm
- 4000K



LED SUSPENSION LIGHT

ELECTRA

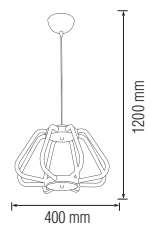
019 021 0038



CHROME

RED COPPER

- 110-240V / 50-60Hz
- Average Life: 30.000 Hrs
- 2548 lm
- 4000K



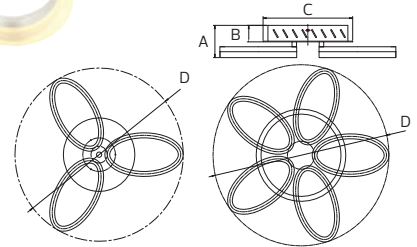



AVANGARD

- 220-240V / 50-60Hz
- Average Life: 50.000 Hrs
- 4000K

WHITE


BLACK



SMD LED

| AVANGARD-24 | AVANGARD-40 |
|--------------|--------------|
| 019-005-0024 | 019-005-0040 |

| | | |
|---------------|-----------------------------|---------------------------|
| Power | : 24 W | 40 W |
| Luminous Flux | : 1680 lm | 2800 lm |
| Sizes (mm) | : A: 82 B: 42 C: 230 D: 515 | A: 98 B: 50 C: 280 D: 550 |

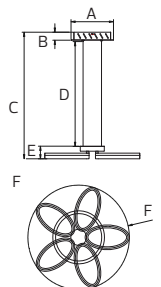



ELEGANCE

- 220-240V / 50-60Hz
- Average Life: 50.000 Hrs
- 4000K

WHITE

BLACK



SMD LED

| ELEGANCE-24 | ELEGANCE-40 |
|--------------|--------------|
| 019-006-0024 | 019-006-0040 |

| | | |
|---------------|---|---|
| Power | : 24 W | 40 W |
| Luminous Flux | : 1680 lm | 2800 lm |
| Sizes (mm) | : A: 230 B: 42 C: 1319 D: 1200 E: 66,6 F: 515 | A: 230 B: 42 C: 1319 D: 1200 E: 66,6 F: 550 |

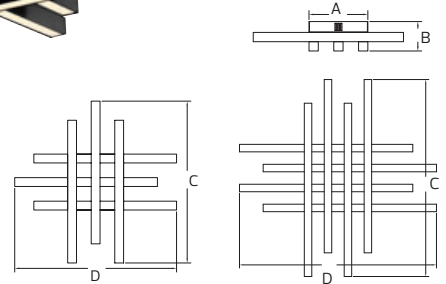



TREND

- 220-240V / 50-60Hz
- Average Life: 50.000 Hrs
- 4000K

BLACK

WHITE



SMD LED

| | TREND-50 | TREND-85 |
|---------------|---------------------------|----------------------------|
| | 019-009-0050 | 019-009-0085 |
| Power | 50 W | 85 W |
| Luminous Flux | 800 lm | 1400 lm |
| Sizes (mm) | A: 190 B: 95 C:550 D: 550 | A: 270 B: 105 C:790 D: 790 |



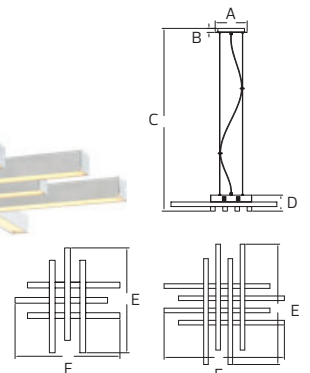


LED SUSPENSION LIGHT

ASFOR

- 220-240V / 50-60Hz
- Average Life: 50.000 Hrs
- 4000K

BLACK

WHITE



SMD LED

| | ASFOR-50 | ASFOR-85 |
|---------------|--|---|
| | 019-011-0050 | 019-011-0085 |
| Power | 50 W | 85 W |
| Luminous Flux | 800 lm | 1400 lm |
| Sizes (mm) | A: 160 B: 26 C: 1200 D: 95 E: 550 F: 550 | A: 210 B: 26 C: 1200 D: 105 E: 790 F: 790 |





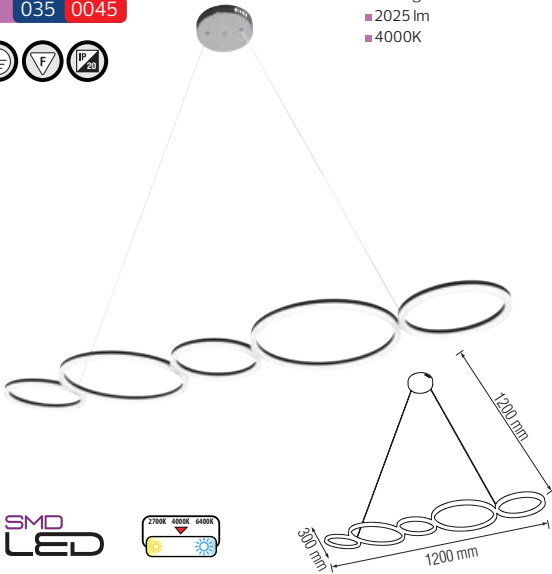
OLYMPIC

BLACK

019 035 0045



- 180-240V / 50-60Hz
- Average Life: 30.000 Hrs
- 2025 lm
- 4000K



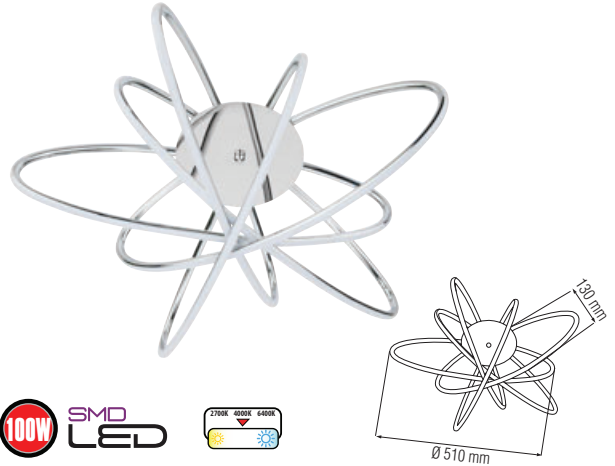
GENESIS

CHROME

019 036 0100



- 180-240V / 50-60Hz
- Average Life: 30.000 Hrs
- 4500 lm
- 4000K



LED SUSPENSION LIGHT



CRATER

CHROME

019 037 0020



- 180-240V / 50-60Hz
- Average Life: 30.000 Hrs
- 900 lm
- 4000K



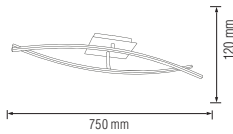
ORIENT

019 016 0016



CHROME

- 110-240V / 50-60Hz
- Average Life: 30.000 Hrs
- 1211 lm
- 4000K





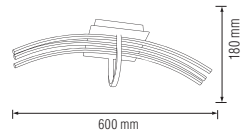
ORION

019 017 0030



CHROME

- 110-240V / 50-60Hz
- Average Life: 30.000 Hrs
- 2059 lm
- 4000K



LED SUSPENSION LIGHT

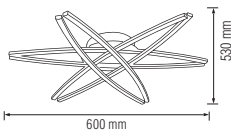
AVALON

019 018 0035



CHROME

- 110-240V / 50-60Hz
- Average Life: 30.000 Hrs
- 2100 lm
- 4000K





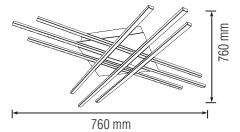

GLORY

019 019 0045



CHROME

- 110-240V / 50-60Hz
- Average Life: 50.000 Hrs
- 3964 lm
- 4000K



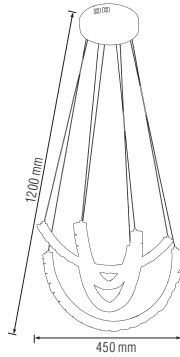


AVATAR

019 039 0033

- 180-260V / 50-60Hz
- Average Life: 30.000 Hrs
- 2310 lm
- 4000K

CHROME



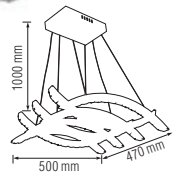
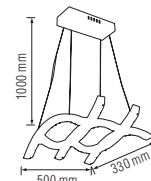
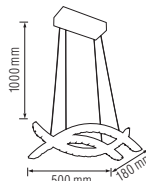

LED CRYSTAL SUSPENSION LIGHT



AVIATOR

- 180-260V / 50-60Hz
- Average Life: 30.000 Hrs
- 4000K

CHROME




| | AVIATOR-24 | AVIATOR-40 | AVIATOR-56 |
|---------------|--------------|--------------|--------------|
| | 019-038-0024 | 019-038-0040 | 019-038-0056 |
| Power | : 24 W | : 40 W | : 56 W |
| Luminous Flux | : 1680 lm | : 2800 lm | : 3920 lm |

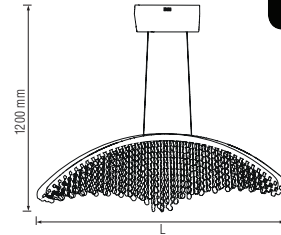



VOYAGER

- 180-260V / 50-60Hz
- Average Life: 30.000 Hrs
- 4000K




CHROME



SMD LED


| | VOYAGER-12 | VOYAGER-18 | VOYAGER-24 |
|---------------|--------------|--------------|--------------|
| Part No. | 019-041-0012 | 019-041-0018 | 019-041-0024 |
| Power | 12 W | 18 W | 24 W |
| Luminous Flux | 840 lm | 1260 lm | 1680 lm |
| Length (mm) | L : 410 | L : 565 | L : 815 |



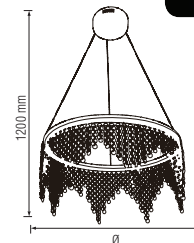
LED CRYSTAL SUSPENSION LIGHT

ASTORIA

- 180-260V / 50-60Hz
- Average Life: 30.000 Hrs
- 4000K



CHROME



SMD LED

| | ASTORIA-19 | ASTORIA-25 | ASTORIA-32 | ASTORIA-38 |
|---------------|--------------|--------------|--------------|--------------|
| Part No. | 019-040-0019 | 019-040-0025 | 019-040-0032 | 019-040-0038 |
| Power | 19 W | 25 W | 32 W | 38 W |
| Luminous Flux | 1330 lm | 1750 lm | 2240 lm | 2660 lm |
| Diameter (mm) | Ø: 300 | Ø: 400 | Ø: 500 | Ø: 600 |

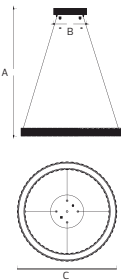



LED CRYSTAL SUSPENSION LIGHT

ETERNITY

- 180-260V / 50-60Hz
- Average Life: 30.000 Hrs
- 4000K

CHROME



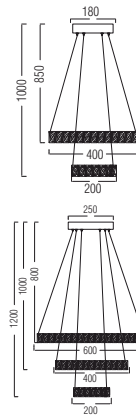

SMD LED

| | ETERNITY-30 | ETERNITY-40 |
|---------------|----------------------|----------------------|
| Power | 30 W | 40 W |
| Luminous Flux | 2100 lm | 2800 lm |
| Sizes (mm) | A: 800 B: 150 C: 400 | A: 800 B: 200 C: 600 |

QUASAR

- 180-260V / 50-60Hz
- Average Life: 30.000 Hrs
- 4000K

CHROME



SMD LED

| | QUASAR-42 | QUASAR-90 |
|---------------|-----------|-----------|
| Power | 42 W | 90 W |
| Luminous Flux | 2940 lm | 6300 lm |

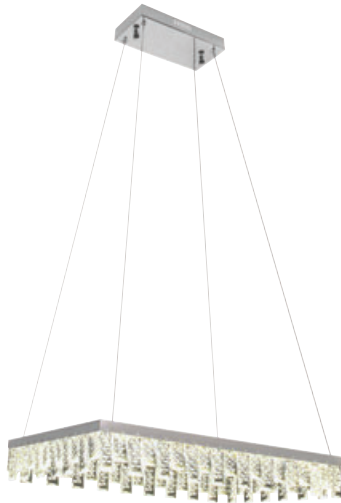
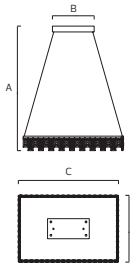



LED CRYSTAL SUSPENSION LIGHT

NIRVANA

- 180-260V / 50-60Hz
- Average Life: 30.000 Hrs
- 4000K

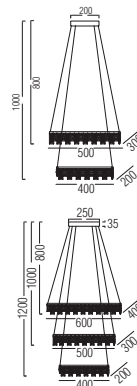

CHROME



PANDORA

- 180-260V / 50-60Hz
- Average Life: 30.000 Hrs
- 4000K

CHROME



SMD LED

| | NIRVANA-24 | NIRVANA-32 | NIRVANA-40 |
|---------------|-----------------------------|------------------------------|------------------------------|
| Power | 24 W | 32 W | 40 W |
| Luminous Flux | 1680 lm | 2240 lm | 2800 lm |
| Sizes (mm) | A: 800 B: 200 C: 400 D: 200 | A: 1000 B: 200 C: 500 D: 300 | A: 1000 B: 250 C: 600 D: 400 |

SMD LED

| | PANDORA-72 | PANDORA-96 |
|---------------|------------|------------|
| Power | 72 W | 96 W |
| Luminous Flux | 5040 lm | 6720 lm |

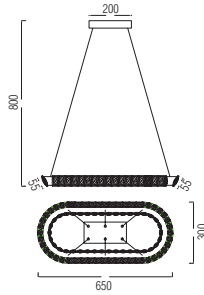


NEBULA

019 026 0040

CHROME

- 180-260V / 50-60Hz
- Average Life: 30.000 Hrs
- 2800 lm
- 4000K

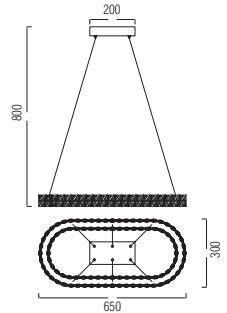
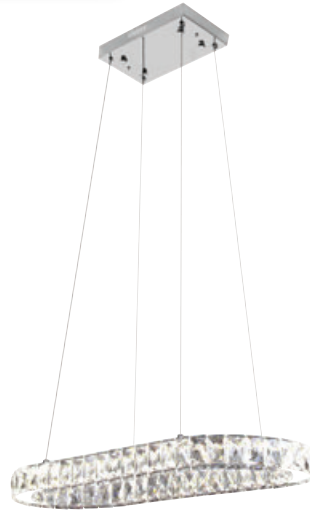


POLARIS

019 024 0046

CHROME

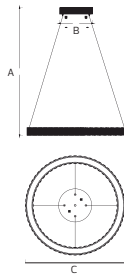

- 180-260V / 50-60Hz
- Average Life: 30.000 Hrs
- 3220 lm
- 4000K



TORNADO

- 180-260V / 50-60Hz
- Average Life: 30.000 Hrs
- 4000K

CHROME



| | |
|--------------|--------------|
| TORNADO-30 | TORNADO-40 |
| 019-025-0030 | 019-025-0040 |

| | | |
|---------------|------------------------|----------------------|
| Power | : 30 W | 40 W |
| Luminous Flux | : 2100 lm | 2800 lm |
| Sizes (mm) | : A: 800 B: 150 C: 400 | A: 800 B: 200 C: 600 |



LED CRYSTAL SUSPENSION LIGHT



HOROZ ELECTRIC String Light



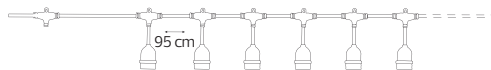
CARNAVAL

- 220V~
- 10 Lamp Holders (Each Max. 30W)
- Total 10 Meters
- Bulb not included

LINKABLE



| | CARNAVAL-1 | CARNAVAL-2 |
|----------------------|-----------------------|----------------------|
| Watt (Linked Sets) : | Max. 750W | Max. 1500W |
| Cable : | 2*0,75mm ² | 2*1,5mm ² |



STRING LIGHT / LED PENDANT LAMP

HOROZ ELECTRIC

LED Pendant Lamp



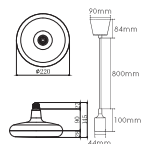
SEMBOL

020 006 0012



WHITE

- 220-240V / 50-60Hz
- Average Life: 25.000 Hrs
- 850 lm
- 4000K



12W SMD LED





HOROZ ELECTRIC

Pendant Lamp

EDISON

021 002 0001



TESLA

021 003 0001



WEBER

021 008 0001



GAUSS

021 009 0001



RED COPPER

GOLDEN

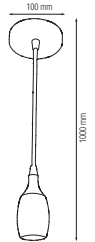
PEARL BLACK

OLD BRONZE

CHROME

■ 250V~/4A

■ Max. 60W



HOROZ ELECTRIC

Pendant Lamp
Glass Pendant Lamp



VOLTA

021 001 0001



BLACK

WHITE

BROWN

BLUE

RED

GREY

■ 250V~/4A

■ Max. 60W



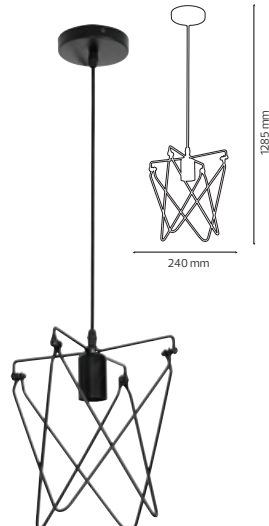
NEWTON

021 010 0001



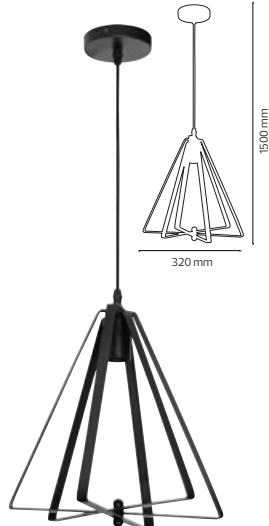
KEPLER

021 011 0001



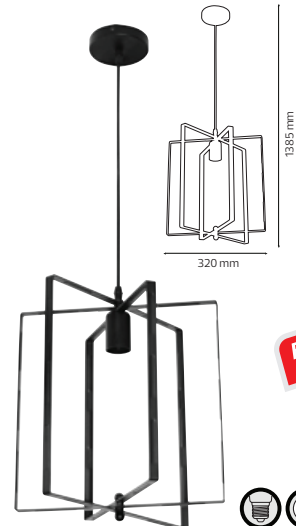
MAXWELL

021 012 0001



NOBEL

021 013 0001



BLACK

■ 250V~/4A

■ Max. 60W

FOLDABLE CASE



PENDANT LAMP



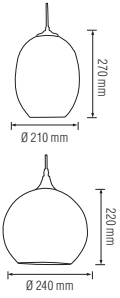
LASER

SPECTRUM

RADIAN

CHROME

- 250V~/4A
- Max. 60W
- Glass



021 004 0001

021 004 0002

021 005 0001

021 005 0002

021 007 0001

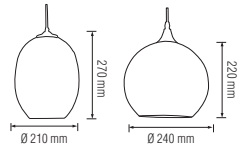
021 007 0002

QUANTUM

COPPER

CHROME

- 250V~/4A
- Max. 60W
- Glass



021 006 0001

021 006 0002

METEOR

COPPER

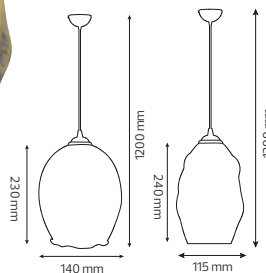
CHROME

- 250V~/4A
- Max. 60W
- Glass



021 014 0001

021 014 0002





GLASS PENDANT LAMP / PENDANT LAMP

DREAM

021 020 0001



SHARP

021 019 0001



RONDO

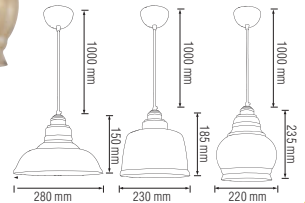
021 018 0001



AMBER

TITANIUM

- 250V~/4A
- Max. 60W
- Glass



GLOBAL

021 021 0001



GLOBAL-X

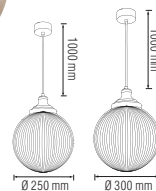
021 021 0002



AMBER

TITANIUM

- 250V~/4A
- Max. 60W
- Glass

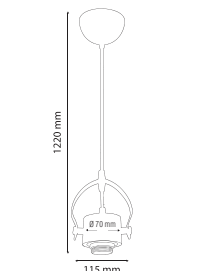


AMPER

021 022 0001

COPPER

- 250V~/4A
- Max. 60W
- For Glass Pendant





ELEMENT-1

021 015 0001



AMBER



TITANIUM

ELEMENT-2

021 015 0002

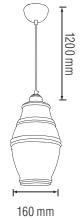


CLEAR COPPER



CLEAR CHROME

- 250V~/4A
- Max. 60W
- Glass



SPARK-1

021 016 0001



AMBER



TITANIUM

SPARK-2

021 016 0002

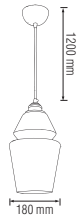


AMBER COPPER



TITANIUM COPPER

- 250V~/4A
- Max. 60W
- Glass



HARMONY-1

021 017 0001



AMBER



TITANIUM

HARMONY-2

021 017 0002

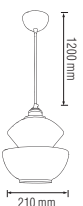


AMBER COPPER



TITANIUM COPPER

- 250V~/4A
- Max. 60W
- Glass





LED Wall Light



ERDEK

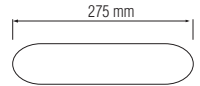
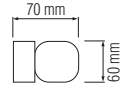
029 001 0005



WHITE



RED

- 220-240V / 50-60Hz
- 325 lm
- 4000K
- Average Life: 30.000 Hrs



BELEN

- 85-265V / 50-60Hz
- Average Life: 30.000 Hrs
- 4000K




WHITE



| | BELEN-6 | BELEN-12 | BELEN-18 |
|--|--------------|--------------|--------------|
| | 029-003-0006 | 029-003-0012 | 029-003-0018 |

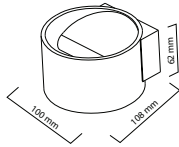
| | | | |
|---------------|-----------------------|---------------------|---------------------|
| Power | : 6 W | 12 W | 18 W |
| Luminous Flux | : 340 lm | 950 lm | 1400 lm |
| Sizes (mm) | : A: 250 B: 105 C: 95 | A: 420 B: 105 C: 95 | A: 580 B: 105 C: 95 |





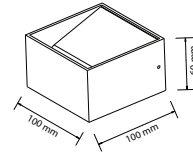
SİSAM

029 006 0008



TRUVA


029 007 0008



WHITE

BLACK




- 100-240V / 50-60Hz
- 4200K
- 320 lm (SİSAM) / 520 lm (TRUVA)
- Average Life: 30.000 Hrs



RODOS

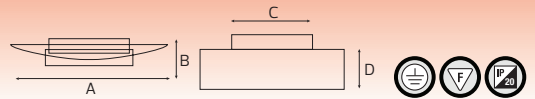
- 85-265V / 50-60Hz
- Average Life: 30.000 Hrs
- 4000K

WHITE



| RODOS-3 | RODOS-6 | RODOS-12 |
|--------------|--------------|--------------|
| 029-004-0003 | 029-004-0006 | 029-004-0012 |

| | | | |
|---------------|--------------------------------|------------------------------|------------------------------|
| Power | : 3 W | 6 W | 12 W |
| Luminous Flux | : 170 lm | 340 lm | 950 lm |
| Sizes (mm) | : A: 200 B: 55 C: 100 D: 80 | A: 300 B: 59 C: 179 D: 80 | A: 480 B: 58 C: 345 D: 80 |





LED Decorative Ceiling Lamp



LED DECORATIVE CEILING LAMP

PIXEL




RADIUS



WHITE

- 180-265V / 50-60Hz
- Average Life: 30.000 Hrs
- 6400K



PIXEL-36

PIXEL-48

027-011-0036

027-011-0048

| | | | |
|---------------|---|--------------|--------------|
| Power | : | 36 W | 48 W |
| Luminous Flux | : | 2700 lm | 3600 lm |
| Sizes (mm) | : | A: 385 B: 65 | A: 480 B: 70 |



RADIUS-36

RADIUS-48

027-012-0036

027-012-0048

| | | | |
|---------------|---|--------------|--------------|
| Power | : | 36 W | 48 W |
| Luminous Flux | : | 2700 lm | 3600 lm |
| Sizes (mm) | : | A: 380 B: 75 | A: 490 B: 80 |

ETERNAL



DISCOVERY



ETERNAL-36

ETERNAL-48

027-013-0036

027-013-0048

| | | | |
|---------------|---|--------------|--------------|
| Power | : | 36 W | 48 W |
| Luminous Flux | : | 2700 lm | 3600 lm |
| Sizes (mm) | : | A: 380 B: 78 | A: 490 B: 90 |



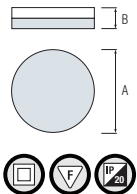
DISCOVERY-36

DISCOVERY-48

027-014-0036

027-014-0048

| | | | |
|---------------|---|--------------|--------------|
| Power | : | 36 W | 48 W |
| Luminous Flux | : | 2700 lm | 3600 lm |
| Sizes (mm) | : | A: 385 B: 82 | A: 490 B: 85 |

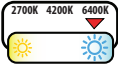




ELECTRON

- 180-265V / 50-60Hz
- Average Life: 30.000 Hrs
- 6400K

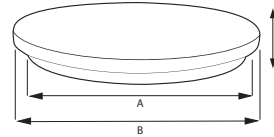
WHITE



SMD LED

| ELECTRON-15 | ELECTRON-24 | ELECTRON-36 |
|--------------|--------------|--------------|
| 027-010-0015 | 027-010-0024 | 027-010-0036 |


| | | | |
|---------------|----------------------|--------------------|---------------------|
| Power | : 15 W | 24 W | 36 W |
| Luminous Flux | : 911 lm | 1485 lm | 2228 lm |
| Sizes (mm) | : A: 230 B: 260 C:50 | A: 300 B: 330 C:52 | A: 350 B: 385 C: 55 |



EPSILON

- 185-265V / 50-60Hz
- Average Life: 30.000 Hrs
- 6400K

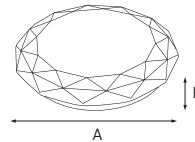
WHITE



SMD LED

| EPSILON-15 | EPSILON-24 | EPSILON-36 |
|--------------|--------------|--------------|
| 027-004-0015 | 027-004-0024 | 027-004-0036 |

| | | | |
|---------------|----------------|--------------|--------------|
| Power | : 15 W | 24 W | 36 W |
| Luminous Flux | : 1125 lm | 1800 lm | 2700 lm |
| Sizes (mm) | : A: 260 B: 55 | A: 330 B: 60 | A: 410 B: 60 |

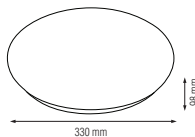


SHARK-24

WHITE

027 001 0024

- 160-265V / 50-60Hz
- Average Life: 30.000 Hrs
- 1800 lm
- 6400K




24W SMD LED





PHANTOM

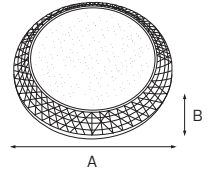
- 185-265V / 50-60Hz
- Average Life: 30.000 Hrs
- 6400K



WHITE

BLUE

PINK



SMD LED

PHANTOM-36

PHANTOM-48

027-002-0036

027-002-0048


| | | |
|---------------|----------------|--------------|
| Power | : 36 W | 48 W |
| Luminous Flux | : 2500 lm | 3330 lm |
| Sizes (mm) | : A: 410 B: 65 | A: 510 B: 65 |



LED DECORATIVE CEILING LAMP

GHOST

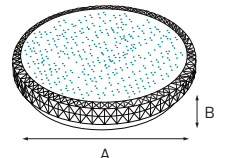
- 185-265V / 50-60Hz
- Average Life: 30.000 Hrs
- 6400K



WHITE

BLUE

PINK



SMD LED

GHOST-36

GHOST-48

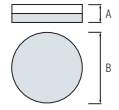
027-003-0036

027-003-0048

| | | |
|---------------|----------------|--------------|
| Power | : 36 W | 48 W |
| Luminous Flux | : 2500 lm | 3330 lm |
| Sizes (mm) | : A: 400 B: 60 | A: 490 B: 60 |

**SARAY**

- 220-240V / 50-60Hz
- Diffuser: Glass

MAT CHROME

SARAY-1

SARAY-2

SARAY-3

026-005-0001

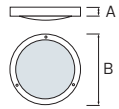
026-005-0002

026-005-0003

| | | | | |
|------------|---|--------------|--------------|--------------|
| Power | : | Max. 40 W | Max. 60 W | Max. 2X60 W |
| Sizes (mm) | : | A: 70 B: 180 | A: 73 B: 235 | A: 75 B: 285 |

**Decorative Ceiling Lamp****LICE**

- 220-240V / 50-60Hz
- Diffuser: Glass

MAT CHROME

LICE-1

LICE-2

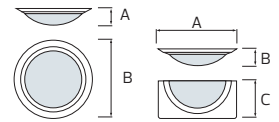
026-004-0001

026-004-0002

| | | | |
|------------|---|--------------|--------------|
| Power | : | Max. 60 W | Max. 2X60 W |
| Sizes (mm) | : | A: 35 B: 330 | A: 35 B: 420 |

ZARA

- 220-240V / 50-60Hz
- Diffuser: Glass

MAT CHROME

ZARA-1

ZARA-2

ZARA-3

ZARA-4

026-003-0001

026-003-0002

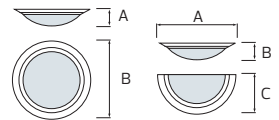
026-003-0003

026-003-0004

| | | | | | |
|------------|---|--------------|---------------|---------------|----------------------|
| Power | : | Max. 60 W | Max. 2X60 W | Max. 3X60 W | Max. 60 W |
| Sizes (mm) | : | A: 90 B: 230 | A: 100 B: 285 | A: 130 B: 370 | A: 265 B: 110 C: 150 |

ILGAZ

- 220-240V / 50-60Hz
- Diffuser: Glass

CHROME + MAT CHROME

ILGAZ-1

ILGAZ-2

ILGAZ-3

ILGAZ-4

026-001-0001

026-001-0002

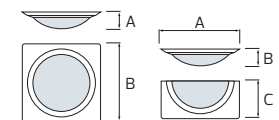
026-001-0003

026-001-0004

| | | | | | |
|------------|---|--------------|--------------|---------------|----------------------|
| Power | : | Max. 60 W | Max. 60 W | Max. 2x60W | Max. 60 W |
| Sizes (mm) | : | A: 90 B: 245 | A: 90 B: 290 | A: 105 B: 350 | A: 310 B: 110 C: 160 |

KONAK

- 220-240V / 50-60Hz
- Diffuser: Glass

CHROME + MAT CHROME

KONAK-1

KONAK-2

KONAK-3

KONAK-4

026-002-0001

026-002-0002

026-002-0003

026-002-0004

| | | | | | |
|------------|---|--------------|--------------|---------------|----------------------|
| Power | : | Max. 60 W | Max. 60 W | Max. 2X60W | Max. 60 W |
| Sizes (mm) | : | A: 90 B: 220 | A: 95 B: 260 | A: 120 B: 330 | A: 300 B: 110 C: 140 |



**LED Ceiling Lamp
Ceiling Lamp**



LIKYA

- 220-240V / 50-60Hz
- 4000K
- Average Life: 30.000 Hrs

CHROME



■ LIKYA-1



■ LIKYA-2



■ LIKYA-3



■ LIKYA-4



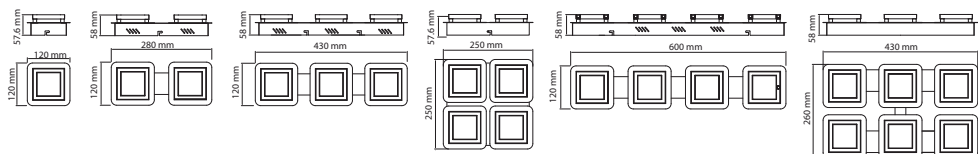
■ LIKYA-5



■ LIKYA-6

SMD LED

| | LIKYA-1 | LIKYA-2 | LIKYA-3 | LIKYA-4 | LIKYA-5 | LIKYA-6 |
|---------------|--------------|--------------|--------------|--------------|--------------|--------------|
| | 036-007-0001 | 036-007-0002 | 036-007-0003 | 036-007-0004 | 036-007-0005 | 036-007-0006 |
| Power | : 5W | : 2x5W | : 3x5W | : 4x5W | : 4x5W | : 6x5W |
| Luminous Flux | : 300 lm | : 2x300 lm | : 3x300 lm | : 4x300 lm | : 4x300 lm | : 6x300 lm |





EFES

■ 220-240V / 50-60Hz

CHROME



■ EFES-1



■ EFES-2



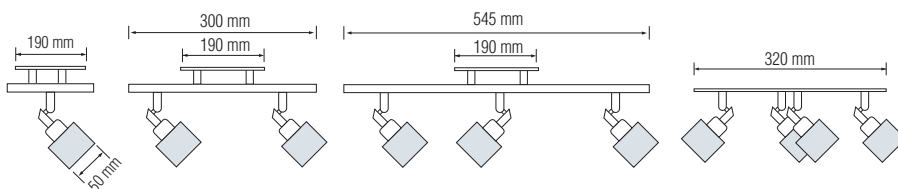
■ EFES-3



■ EFES-4

| EFES-1 | EFES-2 | EFES-3 | EFES-4 |
|--------------|--------------|--------------|--------------|
| 035-006-0001 | 035-006-0002 | 035-006-0003 | 035-006-0004 |

| | | | | |
|-------|-----------|-----------|-----------|-----------|
| Power | : Max.40W | Max.2x40W | Max.3x40W | Max.4x40W |
|-------|-----------|-----------|-----------|-----------|





CEILING LAMP

KEMER

■ 220-240V / 50-60Hz

CHROME



■ KEMER-1



■ KEMER-2



■ KEMER-3

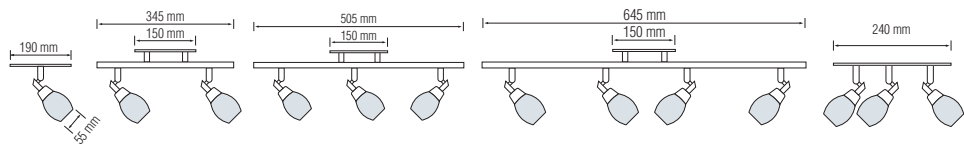


■ KEMER-4



■ KEMER-5

| | KEMER-1 | KEMER-2 | KEMER-3 | KEMER-4 | KEMER-5 |
|-------|--------------|--------------|--------------|--------------|--------------|
| | 035-005-0001 | 035-005-0002 | 035-005-0003 | 035-005-0004 | 035-005-0005 |
| Power | Max.40W | Max.2x40W | Max.3x40W | Max.4x40W | Max.3x40W |





MANAVGAT

■ 220-240V / 50-60Hz

CHROME



■ MANAVGAT-1



■ MANAVGAT-2



■ MANAVGAT-3



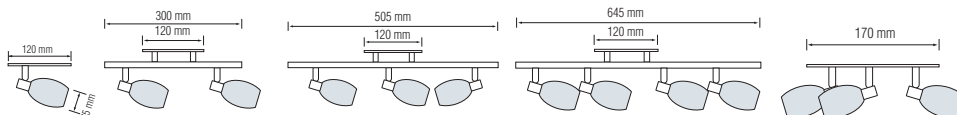
■ MANAVGAT-4



■ MANAVGAT-5

| MANAVGAT-1 | MANAVGAT-2 | MANAVGAT-3 | MANAVGAT-4 | MANAVGAT-5 |
|--------------|--------------|--------------|--------------|--------------|
| 035-003-0001 | 035-003-0002 | 035-003-0003 | 035-003-0004 | 035-003-0005 |

| | | | | | | |
|--------------|---|---------|-----------|-----------|-----------|-----------|
| Power | : | Max.40W | Max.2x40W | Max.3x40W | Max.4x40W | Max.3x40W |
|--------------|---|---------|-----------|-----------|-----------|-----------|





CEILING LAMP


BODRUM

■ 220-240V / 50-60Hz

MAT CHROME



■ BODRUM-1



■ BODRUM-2



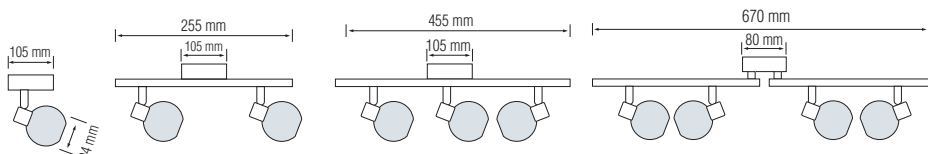
■ BODRUM-3



■ BODRUM-4

| | BODRUM-1 | BODRUM-2 | BODRUM-3 | BODRUM-4 |
|--|--------------|--------------|--------------|--------------|
| | 035-004-0001 | 035-004-0002 | 035-004-0003 | 035-004-0004 |

| | | | | | |
|--------------|---|---------|-----------|-----------|-----------|
| Power | : | Max.40W | Max.2x40W | Max.3x40W | Max.4x40W |
|--------------|---|---------|-----------|-----------|-----------|





HOROZ ELECTRIC

Bathroom Lamp

AQUA



CHROME

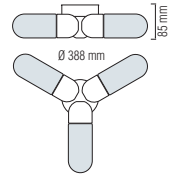
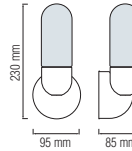
■ 220-240V / 50-60Hz



E14

| | |
|--------------|--------------|
| AQUA-1 | AQUA-3 |
| 037-001-0001 | 037-001-0003 |

Power : Max.40W Max.3x40W



VODA



CHROME

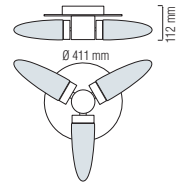
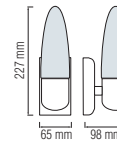
■ 220-240V / 50-60Hz



E14

| | |
|--------------|--------------|
| VODA-1 | VODA-3 |
| 037-002-0001 | 037-002-0003 |

Power : Max.40W Max.3x40W



HOROZ ELECTRIC

Bathroom Lamp
LED Picture & Mirror Lamp
LED Reading Lamp






SUNA

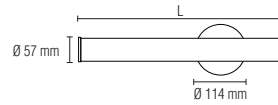
- 100-250V / 50-60Hz
- Average Life: 30.000 Hrs
- 4200K

CHROME



SMD LED

| | SUNA-10 | SUNA-15 | SUNA-20 |
|---------------|--------------|--------------|--------------|
| | 040-015-0010 | 040-015-0015 | 040-015-0020 |
| Power | 10 W | 15 W | 20W |
| Luminous Flux | 800 lm | 1200 lm | 1600 lm |
| Length (mm) | L: 457 | L: 590 | L: 793 |



LED PICTURE & MIRROR LAMP



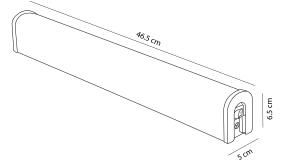


TOYGAR-12

040 013 0012

CHROME

- 100-250V / 50-60Hz
- Average Life: 30.000 Hrs
- 1100 lm
- 4200K

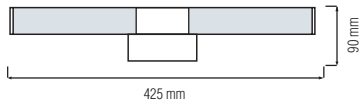


SUMRU-12

040 011 0012

CHROME

- 85-265V / 50-60Hz
- Average Life: 30.000 Hrs
- 1135 lm
- 4200K

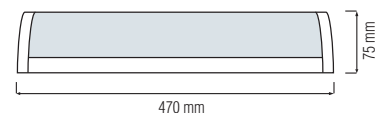


EBABİL-12

040 010 0012

CHROME

- 85-265V / 50-60Hz
- Average Life: 30.000 Hrs
- 1135 lm
- 4200K






ANKA

- 100-250V / 50-60Hz
- Average Life: 30.000 Hrs
- 4200K

CHROME



SMD LED

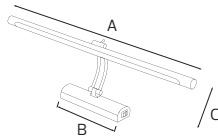
ANKA-8

ANKA-12

040-014-0008

040-014-0012

| | | | |
|---------------|---|---------------------|---------------------|
| Power | : | 8 W | 12 W |
| Luminous Flux | : | 570 lm | 850 lm |
| Sizes (mm) | : | A: 400 B: 52 C: 185 | A: 550 B: 52 C: 185 |




LED PICTURE & MIRROR LAMP



KANARYA

- 100-250V / 50-60Hz
- Average Life: 30.000 Hrs
- 4200K

CHROME



SMD LED

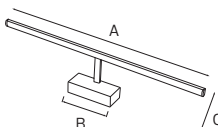
KANARYA-8

KANARYA-12

040-012-0008

040-012-0012

| | | | |
|---------------|---|----------------------|----------------------|
| Power | : | 8 W | 12 W |
| Luminous Flux | : | 570 lm | 850 lm |
| Sizes (mm) | : | A: 405 B: 120 C: 120 | A: 555 B: 120 C: 120 |

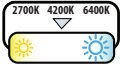




FLAMINGO

- 100-250V / 50-60Hz
- Average Life: 30.000 Hrs
- 4200K

CHROME



SMD LED

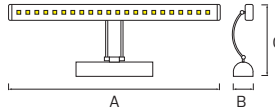
FLAMINGO-4

FLAMINGO-6

040-001-0004

040-001-0006

| | | |
|---------------|-----------------------|---------------------|
| Power | : 4 W / 21 LED | 6 W / 30 LED |
| Luminous Flux | : 360 lm | 500 lm |
| Sizes (mm) | : A: 405 B: 52 C: 175 | A: 505 B: 52 C: 185 |




LED PICTURE & MIRROR LAMP

ALBATROS

- 100-250V / 50-60Hz
- Average Life: 30.000 Hrs
- 4200K

CHROME



SMD LED

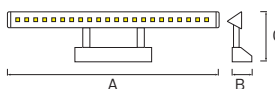
ALBATROS-4

ALBATROS-6

040-002-0004

040-002-0006

| | | |
|---------------|-----------------------|---------------------|
| Power | : 4 W / 21 LED | 6 W / 30 LED |
| Luminous Flux | : 360 lm | 500 lm |
| Sizes (mm) | : A: 407 B: 55 C: 100 | A: 555 B: 55 C: 108 |

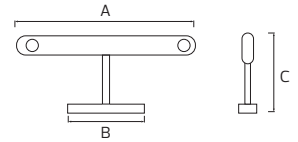
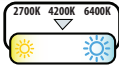




LORI

- 85-265V / 50-60Hz
- Average Life: 30.000 Hrs
- 4200K

CHROME



SMD LED

| | LORI-6 | LORI-9 |
|---------------|----------------------|----------------------|
| Code | 040-008-0006 | 040-008-0009 |
| Power | 6 W / 12 LED | 9 W / 18 LED |
| Luminous Flux | 360 lm | 540 lm |
| Sizes (mm) | A: 300 B: 180 C: 210 | A: 380 B: 180 C: 210 |

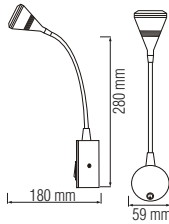


KUĞU

- 220-240V / 50-60Hz
- Average Life: 30.000 Hrs
- 200 lm
- 4200K

SILVER

040 006 0003

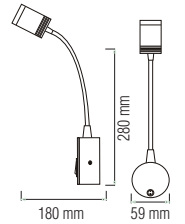


TURNA

- 220-240V / 50-60Hz
- Average Life: 30.000 Hrs
- 200 lm
- 4200K

SILVER


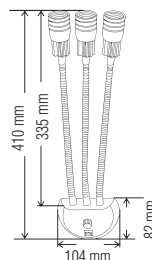
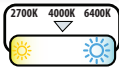
040 007 0003



FLORYA

- 100-265V / 50-60Hz
- Average Life: 30.000 Hrs
- 4000K

CHROME



COB LED

| | FLORYA-3 | FLORYA-6 | FLORYA-9 |
|---------------|--------------|--------------|--------------|
| Code | 040-009-0003 | 040-009-0006 | 040-009-0009 |
| Power | 3 W | 6 W | 9 W |
| Luminous Flux | 214 lm | 428 lm | 640 lm |





HOROZ ELECTRIC

LED Desk Lamp



LED DESK LAMP

EBRU

049 010 0010

BLACK

WHITE

SILVER

- 100-240V / 50-60Hz
- 600 lm
- 3000K - 4500K - 6000K
- Average Life: 30.000 Hrs



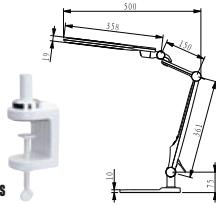
TOUCH



DIMMABLE



With Clips



HOROZ ELECTRIC

LED Desk Lamp Desk Lamp



İREM

049 011 0005

RED

WHITE

BLACK

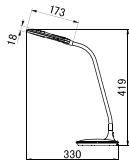
- 100-240V / 50-60Hz
- 300 lm
- 4600K
- Average Life: 30.000 Hrs



TOUCH



DIMMABLE



BUKET

049 005 0003

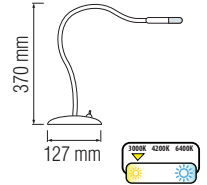

BLACK

WHITE

- 220-240V / 50-60Hz
- 130 lm
- 3000K
- Average Life: 30.000 Hrs



ON-OFF



ECE

049 001 0003

ALEYNA

049 003 0003

BEYZA

049 002 0003

DİLARA

049 004 0003

RED

WHITE

BLACK

- 220-240V 50-60Hz
- 3W
- 130 lm
- 3000K
- Average Life: 30.000 Hrs



POWER LED



ON-OFF



BERNA

049 006 0003

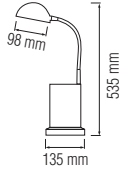
BLACK

WHITE

BLUE

RED

- 220-240V / 50-60Hz
- 130 lm
- 3000K
- Average Life: 30.000 Hrs



BİLGE

049 008 0003

BLACK

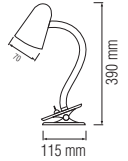
WHITE

BLUE

RED

GREEN

- 220-240V / 50-60Hz
- 130 lm
- 3000K
- Average Life: 30.000 Hrs



BUDDY

048 001 0015

PINK

BLUE

YELLOW



OSCAR

048 002 0015

PINK



TOBY

048 003 0015

ORANGE

YELLOW



- 220-240V
- 50-60Hz
- Max. 15W
- 500 lm
- 4500K

Bulb included



KITTY

048 004 0011

BLUE

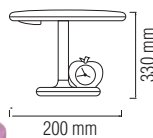
GREEN



APPLE

048 006 0011


PINK



DONALD

048 007 0011

BLUE



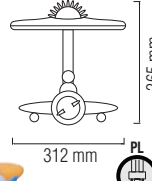
FLYER

048 008 0011

PINK

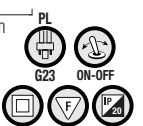
BLUE

YELLOW



- 220-240V
- 50-60Hz
- Max. 11W
- 350 lm
- 4500K

Bulb included





HOROZ ELECTRIC

Desk Lamp

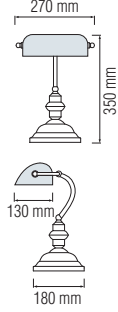
SİMGE

048 014 0060

GREEN

BLUE

- 220-240V / 50-60Hz
- Max. 60W



RANA

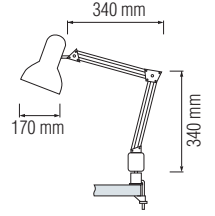
048 013 0060

BLACK

WHITE

RED

- 220-240V / 50-60Hz
- Max. 60W



DESK LAMP

BİHTER

048 009 0060

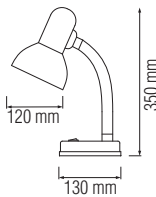
BLACK

WHITE

RED

BLUE

- 220-240V / 50-60Hz
- Max. 60W



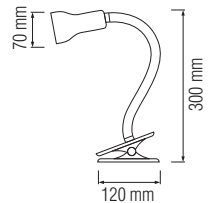
DENİZ

048 011 0040

WHITE

RED

- 220-240V / 50-60Hz
- Max. 40W





HOROZ ELECTRIC

LED Floor Lamp / Floor Lamp

TUNA

046 001 0003



ARAS

046 002 0003



DİCLE

046 003 0003



RED

WHITE

BLACK

- 220-240V / 50-60Hz
- 130 lm
- 3000K
- Average Life: 30.000 Hrs



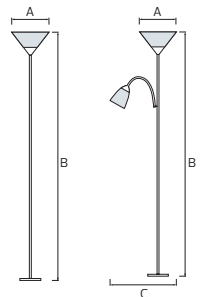
HOROZ ELECTRIC

LED Floor Lamp Floor Lamp



MERİÇ

220-240V / 50-60Hz



| | MERİÇ-1 | MERİÇ-2 | MERİÇ-3 |
|-------------|----------------------------------|---|---|
| | 045-001-0001 | 045-001-0002 | 045-001-0003 |
| Power | : Max. 100 W | Max. 100 W (Mother) Max. 40 W (Baby) | Max. 100 W (Mother) Max. 40 W (Baby) |
| Lamp Holder | : E27 | E27 (Mother) & E14 (Baby) | E27 (Mother) & E14 (Baby) |
| Color | : Blue / White / Green Orange | White | White |
| Sizes (mm) | : A: 250 B: 1800 | A: 250 B: 1800 C: 500 | A: 285 B: 1800 C: 500 |





LED Night Lamp



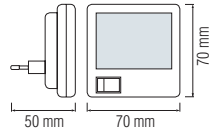
SIMPSON

085 001 0006



WHITE

- 220-240V / 50-60Hz
- 25 lm
- Average Life: 20.000 Hrs



- 220-240V / 50-60Hz
- Average Life: 20.000 Hrs

MIX (WHITE/BLUE/GREEN/RED)

DORA

REX

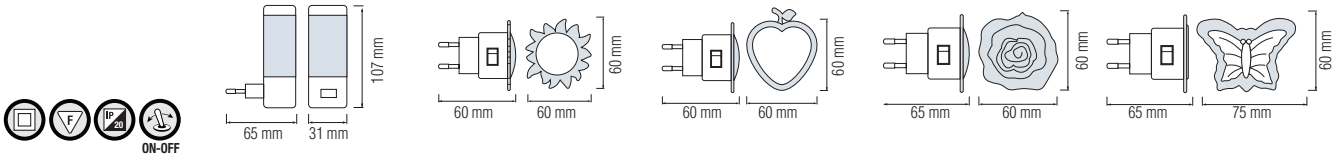
BUGS

MAX

DUFFY




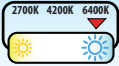
| | DORA | REX | BUGS | MAX | DUFFY |
|---------------|--------------|--------------|--------------|--------------|--------------|
| | 085-001-0001 | 085-001-0002 | 085-001-0003 | 085-001-0004 | 085-001-0005 |
| Power | 0.4 W | 0.4 W | 0.3 W | 0.4 W | 0.3 W |
| Luminous Flux | 25 lm | 25 lm | 20 lm | 25 lm | 20 lm |





TETRA

- 176-265V / 50-60Hz
- Average Life: 20.000 Hrs
- 6400K



| TETRA-18 | TETRA-36 |
|--------------|--------------|
| 052-003-0060 | 052-003-0120 |

| | | |
|---------------|-----------|---------|
| Power | : 18 W | 36 W |
| Luminous Flux | : 1135 lm | 2269 lm |
| Length (mm) | : L: 600 | L: 1200 |

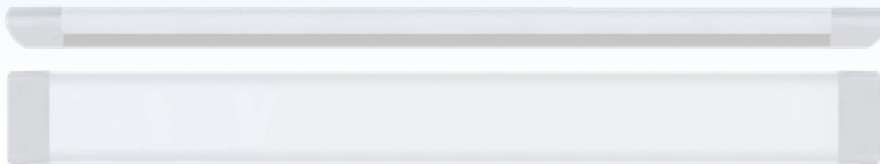




LED Batten Light LED Waterproof Lamp Electronic Wall Lamp LED Tube Fixture



TETRA/SQ

- 165-265V / 50-60Hz
- Average Life: 25.000 Hrs
- 6400K



| /SQ-27TETRA/SQ-54 | TETRA/SQ-72 | |
|-------------------|--------------|--------------|
| 052-005-0060 | 052-005-0120 | 052-005-0150 |


| | | | |
|---------------|-----------|---------|---------|
| Power | : 27 W | 54 W | 72 W |
| Luminous Flux | : 1890 lm | 3780 lm | 5670 lm |
| Length (mm) | : L: 600 | L: 1200 | L: 1500 |





IRMAK

- 170-265V/50-60Hz
- Average Life: 30.000 Hrs
- 6400K



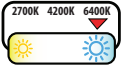
| IRMAK-18 | IRMAK-36 | IRMAK-45 |
|--------------|--------------|--------------|
| 059-004-0018 | 059-004-0036 | 059-004-0045 |

| | | | |
|---------------|-----------|---------|---------|
| Power | : 18 W | 36 W | 45 W |
| Luminous Flux | : 1440 lm | 2880 lm | 3600 lm |
| Length (mm) | : L: 650 | L: 1260 | L: 1560 |



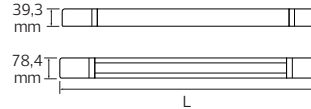
NEHIR

- 170-265V/50-60Hz
- Average Life: 30.000 Hrs
- 6400K




| NEHIR-18 | NEHIR-36 | NEHIR-45 |
|--------------|--------------|--------------|
| 059-003-0018 | 059-003-0036 | 059-003-0045 |

| | | | |
|---------------|-----------|---------|---------|
| Power | : 18 W | 36 W | 45 W |
| Luminous Flux | : 1440 lm | 2880 lm | 3600 lm |
| Length (mm) | : L: 652 | L: 1262 | L: 1562 |



OKYANUS

- 170-265V/50-60Hz
- Average Life: 30.000 Hrs
- 6400K



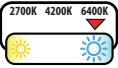
| OKYANUS-36 | OKYANUS-72 | OKYANUS-90 |
|--------------|--------------|--------------|
| 059-005-0036 | 059-005-0072 | 059-005-0090 |

| | | | |
|---------------|-----------|---------|---------|
| Power | : 36 W | 72 W | 90 W |
| Luminous Flux | : 2880 lm | 5760 lm | 7200 lm |
| Length (mm) | : L: 632 | L: 1242 | L: 1542 |



MEDUSA

- 180-260V / 50-60Hz
- Average Life: 40.000 Hrs
- 6400K



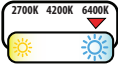
SMD LED

| | MEDUSA-18 | MEDUSA-36 | MEDUSA-58 |
|---------------|--------------|--------------|--------------|
| | 059-006-0018 | 059-006-0036 | 059-006-0058 |
| Power | 18 W | 36 W | 58 W |
| Luminous Flux | 1800 lm | 3600 lm | 5800 lm |
| Length (mm) | L: 600 | L: 1200 | L: 1500 |



SIGMA

- 176-265V / 50-60Hz
- Average Life: 20.000 Hrs
- 6400K

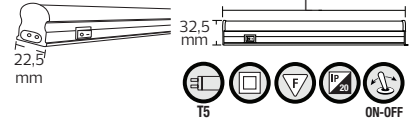


LINKABLE



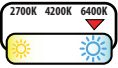
SMD LED

| | SIGMA-4 | SIGMA-7 | SIGMA-10 | SIGMA-14 |
|---------------|--------------|--------------|--------------|--------------|
| | 052-001-0030 | 052-001-0060 | 052-001-0090 | 052-001-0120 |
| Power | 4 W | 7 W | 10 W | 14 W |
| Luminous Flux | 254 lm | 552 lm | 846 lm | 1100 lm |
| Length (mm) | L: 282 | L: 546 | L: 856 | L: 1156 |



OMEGA

- 176-265V / 50-60Hz
- Average Life: 20.000 Hrs
- 6400K

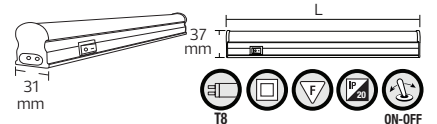


LINKABLE



SMD LED

| | OMEGA-6 | OMEGA-9 | OMEGA-12 | OMEGA-16 |
|---------------|--------------|--------------|--------------|--------------|
| | 052-002-0030 | 052-002-0060 | 052-002-0090 | 052-002-0120 |
| Power | 6 W | 9 W | 12 W | 16 W |
| Luminous Flux | 273 lm | 538 lm | 898 lm | 1136 lm |
| Length (mm) | L: 285 | L: 535 | L: 855 | L: 1155 |



ALFA

- 220-240V / 50-60Hz



| ALFA-6 | ALFA-8 | ALFA-13 | ALFA-28 |
|--------------|--------------|--------------|--------------|
| 053-001-0006 | 053-001-0008 | 053-001-0013 | 053-001-0028 |

| | | | | |
|-------------|--------|--------|--------|---------|
| Power | 6 W | 8 W | 13 W | 28 W |
| Length (mm) | L: 267 | L: 343 | L: 573 | L: 1200 |



BETA

- 220-240V / 50-60Hz



| BETA-18 | BETA-36 |
|--------------|--------------|
| 053-002-0018 | 053-002-0036 |

| | | |
|-------------|--------|---------|
| Power | 18 W | 36 W |
| Length (mm) | L: 668 | L: 1280 |

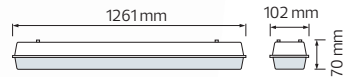


LED WATERPROOF LAMP / LED BATTEN LIGHT / ELECTRONIC WALL LAMP



PROMASTER

- 175-250V / 50-60Hz
- Max. 2x40W
- For 120 cm double side energized LED Tubes
- LED Tube not included



LED TUBE FIXTURE

PROFIX

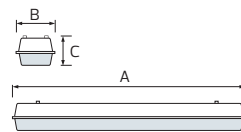
- 175-250V / 50-60Hz
- For 60/120 cm double side energized LED Tubes
- LED Tube not included



| PROFIX-60S | PROFIX-60D | PROFIX-120S | PROFIX-120D |
|------------|------------|-------------|-------------|
|------------|------------|-------------|-------------|

| 057-001-1060 | 057-001-2060 | 057-001-1120 | 057-001-2120 |
|--------------|--------------|--------------|--------------|
|--------------|--------------|--------------|--------------|

| | | | | |
|-------------|----------------------|--------------------|---------------------|---------------------|
| Power | : Max. 2x18W | Max. 2x20W | Max. 40W | Max. 2x40W |
| Lamp Holder | : T8 | 2xT8 | T8 | 2xT8 |
| Sizes (mm) | : A: 670 B: 65 C: 65 | A: 670 B: 95 C: 65 | A: 1280 B: 65 C: 65 | A: 1280 B: 95 C: 65 |



TUBOFIX


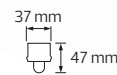
- 175-250V / 50-60Hz
- For 60/120 cm double side energized LED Tubes
- LED Tube not included



| TUBOFIX-60 | TUBOFIX-60D | TUBOFIX-120 | TUBOFIX-120D |
|------------|-------------|-------------|--------------|
|------------|-------------|-------------|--------------|

| 061-001-0060 | 061-001-2060 | 061-001-0120 | 061-001-2120 |
|--------------|--------------|--------------|--------------|
|--------------|--------------|--------------|--------------|

| | | | | |
|-------------|------------|------------|----------|------------|
| Power | : Max. 20W | Max. 2x20W | Max. 40W | Max. 2x40W |
| Lamp Holder | : T8 | 2xT8 | T8 | 2xT8 |
| Length (mm) | : L: 616 | L: 616 | L: 1226 | L: 1226 |



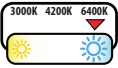


HOROZ ELECTRIC

LED Linear High Bay Lamp

ZEUGMA

- 100-265V / 50-60Hz
- Average Life: 50.000 Hrs
- 6400K
- Aluminium Die Casting Body



Mountable

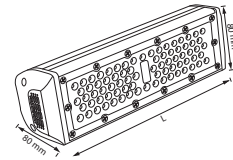


Hangable



SMD LED

| | ZEUGMA-50 | ZEUGMA-100 | ZEUGMA-150 | ZEUGMA-200 |
|---------------|--------------|--------------|--------------|--------------|
| | 063-005-0050 | 063-005-0100 | 063-005-0150 | 063-005-0200 |
| Power | : 50 W | : 100 W | : 150 W | : 200 W |
| Luminous Flux | : 4650 lm | : 9300 lm | : 13950 lm | : 18600 lm |
| Length (mm) | : 290 | : 520 | : 758 | : 1000 |



HOROZ ELECTRIC

LED Linear High Bay Lamp LED High Bay Lamp




LED LINEAR HIGH BAY LAMP



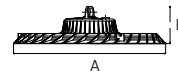
GORDION

- 175-250V / 50-60Hz
- Average Life: 20.000 Hrs
- 6400K
- Aluminium Die Casting Body



SMD LED



| | GORDION-50 | GORDION-100 | GORDION-150 | GORDION-200 |
|---------------|-----------------|---------------|---------------|---------------|
| | 063-006-0050 | 063-006-0100 | 063-006-0150 | 063-006-0200 |
| Power | 50 W | 100 W | 150 W | 200 W |
| Luminous Flux | 5000 lm | 10000 lm | 15000 lm | 20000 lm |
| Sizes (mm) | A:171.9 B: 79.9 | A:239.9 B: 88 | A:304.9 B: 88 | A:357.9 B: 88 |



LED HIGH BAY LAMP

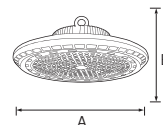
ARTEMIS

- 85-265V / 50-60Hz
- Average Life: 30.000 Hrs
- 6400K
- Aluminium Die Casting Body



SMD LED

| | ARTEMIS-100 | ARTEMIS-150 | ARTEMIS-200 |
|---------------|---------------|---------------|---------------|
| | 063-003-0100 | 063-003-0150 | 063-003-0200 |
| Power | 100 W | 150 W | 200 W |
| Luminous Flux | 10000 lm | 15000 lm | 20000 lm |
| Sizes (mm) | A: 270 B: 110 | A: 320 B: 125 | A: 370 B: 145 |





HOROZ ELECTRIC

LED Solar Projector



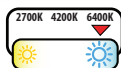
LED SOLAR PROJECTOR



**LED Solar Projector
LED Projector
Module LED & Apparatus
Portable LED Projector
Projector Stand**



TIGER



- 3.2V DC
- Average Life: 50.000 Hrs
- 6400K
- Duration Time 12-15 Hours
- Charge&Discharge: >1500 times
- Charging Time: 4-6 Hours (Cloudy 1 day, Rainy 2 days)
- Remote Control: 12m
- With 5m Cable & U Bracket

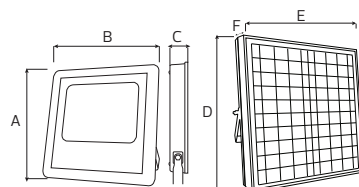
BLACK



SMD LED

| | TIGER-25 | TIGER-40 | TIGER-60 | TIGER-100 |
|--|--------------|--------------|--------------|--------------|
| | 068-012-0025 | 068-012-0040 | 068-012-0060 | 068-012-0100 |

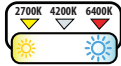
| | | | | |
|-------------------------------|--|--|--|--|
| Power | : 25 W | 40 W | 60 W | 100 W |
| Luminous Flux | : 465 lm | 840 lm | 1040 lm | 1500 lm |
| Battery | : 1 x 3.2V 5Ah Lithium Iron Phosphate | 2 x 3.2V 5Ah Lithium Iron Phosphate | 3 x 3.2V 5Ah Lithium Iron Phosphate | 4 x 3.2V 5Ah Lithium Iron Phosphate |
| Solar Panel | : Polysilicon, 6V/12W | Polysilicon, 6V/16W | Polysilicon, 6V/20W | Polysilicon, 6V/35W |
| Projector Sizes (mm) | : A: 170 B: 205 C: 50 | A: 210 B: 247 C: 65 | A: 223 B: 264 C: 67 | A: 265 B: 315 C: 70 |
| Solar Panel Sizes (mm) | : D: 340 E: 175 F: 17 | D: 290 E: 340 F: 17 | D: 350 E: 350 F: 17 | D: 580 E: 360 F: 17 |



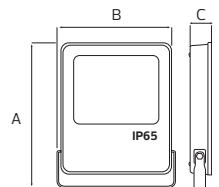


LEOPAR

- 85-265V / 50-60Hz
- Average Life: 50.000 Hrs



BLACK




| | LEOPAR-20 | LEOPAR-30 | LEOPAR-50 | LEOPAR-100 | LEOPAR-150 | LEOPAR-200 | LEOPAR-300 | LEOPAR-400 |
|--|--------------|--------------|--------------|--------------|--------------|--------------|--------------|--------------|
| | 068-006-0020 | 068-006-0030 | 068-006-0050 | 068-006-0100 | 068-006-0150 | 068-006-0200 | 068-006-0300 | 068-006-0400 |

| | | | | | | | | |
|--------------------------|------------------------|----------------------|----------------------|----------------------|----------------------|----------------------|------------------|-------------------|
| Power | : 20 W | 30 W | 50 W | 100 W | 150 W | 200 W | 300 W | 400 W |
| Luminous Flux | : 1785 lm | 2685 lm | 4500 lm | 8500 lm | 13200 lm | 19000 lm | 25500 lm | 34000 lm |
| Color Temperature | : 2700K/4200K 6400K | 2700K/4200K 6400K | 2700K/4200K 6400K | 2700K/4200K 6400K | 2700K/4200K 6400K | 2700K/4200K 6400K | 6400K | 6400K |
| Sizes (mm) | : A:200 B:157 C:50 | A:215 B:171 C:45 | A:270 B:210 C:55 | A:305 B:253 C:75 | A:380 B:310 C:75 | A:400 B:350 C:90 | A:420 B:380 C:90 | A:480 B:430 C:105 |

PUMA

- 175-250V / 50-60Hz
- Average Life: 20.000 Hrs



BLACK




SMD LED

| | PUMA-10 | PUMA-20 | PUMA-30 | PUMA-50 | PUMA-100 | PUMA-200 | PUMA-300 |
|-------------------|--------------------|-----------------------|---------------------|-----------------------|---------------------|---------------------|----------------------|
| | 068-003-0010 | 068-003-0020 | 068-003-0030 | 068-003-0050 | 068-003-0100 | 068-003-0200 | 068-003-0300 |
| Power | 10 W | 20 W | 30 W | 50 W | 100 W | 200 W | 300 W |
| Luminous Flux | 800 lm | 1600 lm | 2700 lm | 5000 lm | 10000 lm | 21000 lm | 34500 lm |
| Color Temperature | 2700K/6400K/GREEN | 2700K/6400K/GREEN | 2700K/6400K/GREEN | 2700K/6400K/GREEN | 2700K/6400K | 2700K/6400K | 2700K/6400K |
| Sizes (mm) | A: 94 B: 110 C: 33 | A: 109 B: 129 C: 37.5 | A: 128 B: 150 C: 38 | A: 153 B: 182 C: 38.5 | A: 215 B: 268 C: 41 | A: 312 B: 395 C: 95 | A: 350 B: 442 C: 132 |

PUMA/S

- 175-250V / 50-60Hz
- Average Life: 20.000 Hrs
- 6400K



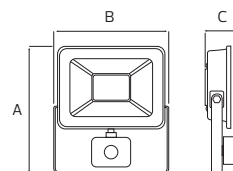
BLACK



WITH PIR SENSOR

SMD LED


| | PUMA/S-10 | PUMA/S-20 | PUMA/S-30 | PUMA/S-50 | PUMA/S-100 |
|---------------|---------------------|--------------------------|-----------------------|-----------------------|---------------------|
| | 068-004-0010 | 068-004-0020 | 068-004-0030 | 068-004-0050 | 068-004-0100 |
| Power | 10 W | 20 W | 30 W | 50 W | 100 W |
| Luminous Flux | 800 lm | 1600 lm | 2700 lm | 5000 lm | 10000 lm |
| Sizes (mm) | A: 134 B: 110 C: 33 | A: 149 B: 129 mm C: 37.5 | A: 168 B: 150 C: 38.5 | A: 193 B: 182 C: 38.5 | A: 260 B: 274 C: 41 |



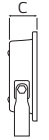
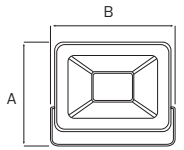


ASLAN

- 175-250V / 50-60Hz
- Average Life: 30.000 Hrs



BLACK




SMD LED

| | ASLAN-10 | ASLAN-20 | ASLAN-30 | ASLAN-50 | ASLAN-100 | ASLAN-200 |
|-------------------|-----------------------|---------------------------|---------------------------|---------------------------|-------------------------|-------------------------|
| | 068-010-0010 | 068-010-0020 | 068-010-0030 | 068-010-0050 | 068-010-0100 | 068-010-0200 |
| Power | 10 W | 20 W | 30 W | 50 W | 100 W | 200 W |
| Luminous Flux | 800 lm | 1600 lm | 2400 lm | 4000 lm | 8000 lm | 16000 lm |
| Color Temperature | 2700K/6400K/GREEN | 2700K/6400K/GREEN | 2700K/6400K/GREEN | 2700K/6400K/GREEN | 2700K/6400K | 2700K/6400K |
| Sizes (mm) | A: 91,3 B: 97 C: 30,5 | A: 104,5 B: 128,4 C: 30,5 | A: 114,4 B: 154,3 C: 30,5 | A: 163,7 B: 224,3 C: 30,5 | A: 232,3 B: 294,5 C: 31 | A: 332,9 B: 420,8 C: 37 |

LED PROJECTOR

ASLAN/S

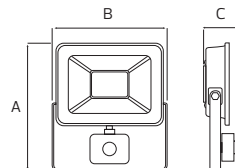
- 175-250V / 50-60Hz
- Average Life: 30.000 Hrs
- 6400K



BLACK



WITH PIR SENSOR



SMD LED

| | ASLAN/S-20 | ASLAN/S-30 | ASLAN/S-50 |
|---------------|-------------------------|-------------------------|-------------------------|
| | 068-011-0020 | 068-011-0030 | 068-011-0050 |
| Power | 20 W | 30 W | 50 W |
| Luminous Flux | 1600 lm | 2400 lm | 4000 lm |
| Sizes (mm) | A: 171,6 B: 128,5 C: 50 | A: 180,1 B: 154,3 C: 52 | A: 226,5 B: 224,3 C: 52 |




LED PROJECTOR

JAGUAR

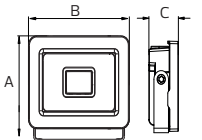
- 175-250V / 50-60Hz
- Average Life: 30.000 Hrs
- 6400K

BLACK




SMD LED

| | JAGUAR-10 | JAGUAR-20 | JAGUAR-30 | JAGUAR-50 | JAGUAR-100 | JAGUAR-200 |
|-----------------|-------------------|--------------------|---------------------|---------------------|---------------------|---------------------|
| | 068-014-0010 | 068-014-0020 | 068-014-0030 | 068-014-0050 | 068-014-0100 | 068-014-0200 |
| Power : | 10 W | 20 W | 30 W | 50 W | 100 W | 200 W |
| Luminous Flux : | 800 lm | 1940 lm | 2550 lm | 5300 lm | 10200 lm | 22200 lm |
| Sizes (mm) : | A: 92 B: 79 C: 32 | A: 120 B: 99 C: 30 | A: 120 B: 110 C: 30 | A: 160 B: 142 C: 30 | A: 215 B: 191 C: 34 | A: 330 B: 310 C: 40 |



LION

- 85-265V / 50-60Hz
- Average Life: 50.000 Hrs
- 6400K



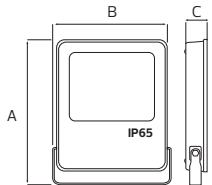
BLACK



SMD LED

| | LION-50 | LION-100 | LION-150 | LION-200 | LION-300 | LION-400 | LION-500 |
|--|--------------|--------------|--------------|--------------|--------------|--------------|--------------|
| | 068-013-0050 | 068-013-0100 | 068-013-0150 | 068-013-0200 | 068-013-0300 | 068-013-0400 | 068-013-0500 |

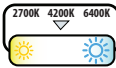
| | | | | | | | |
|---------------|--------------------|------------------|------------------|------------------|------------------|------------------|------------------|
| Power | : 50 W | 100 W | 150 W | 200 W | 300 W | 400 W | 500 W |
| Luminous Flux | : 4250 lm | 8500 lm | 12750 lm | 17000 lm | 25500 lm | 34000 lm | 42500 lm |
| Sizes (mm) | : A:201 B:240 C:70 | A:223 B:272 C:78 | A:450 B:272 C:78 | A:450 B:400 C:78 | A:450 B:500 C:90 | A:560 B:610 C:94 | A:560 B:720 C:98 |



KAPLAN-45

- 220-240V / 50-60Hz
- Average Life: 50.000 Hrs
- 3600 lm
- 4200K

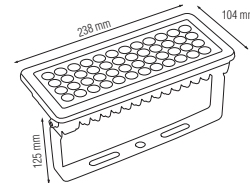
068 007 0045



BLACK

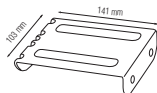


45W SMD LED



KAPLAN-45W

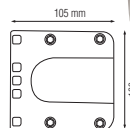
068 007 0001



Apparatus for Wall Lamp

KAPLAN-45S

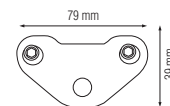
068 007 0002



Apparatus for Street Lamp

KAPLAN-45C

068 007 0003



Apparatus for Connection

Projector Not Included





HOROZ ELECTRIC

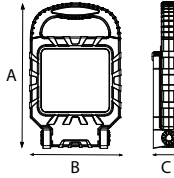
Portable LED Projector / Projector Stand

PROPORT

- 220-240V / 50-60Hz
- Average Life: 30.000 Hrs
- 6400K
- With 1.8 meter cable



| | PROPORT-20 | PROPORT-45 |
|---------------|-------------------------|-------------------------|
| Power | 20 W | 45 W |
| Luminous Flux | 1450 lm | 3500 lm |
| Sizes (mm) | A: 232.3 B: 146.4 C: 54 | A: 298.6 B: 187 C: 52.5 |



PORTABLE LED PROJECTOR / PROJECTOR STAND



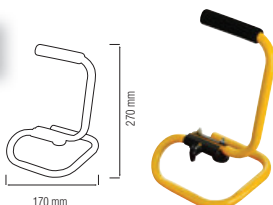
HOROZ ELECTRIC

Projector Stand



PORTABLE

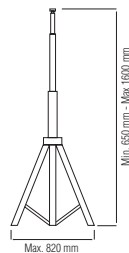
- 107 001 0003
- PORTABLE STAND
- 1.5 meter H05VV-F cable



TRIPOD SINGLE

107 001 0001


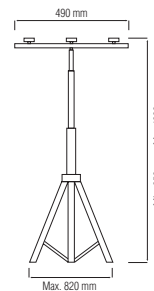
- TRIPOD SINGLE STAND
- 1.8 meter H05VV-F cable



TRIPOD DOUBLE

107 001 0002

- TRIPOD DOUBLE STAND
- 1.8 meter H05VV-F cable





HOROZ ELECTRIC

LED Canopy Light / LED Wallwasher

FALCON

RECESSED

069 001 0110



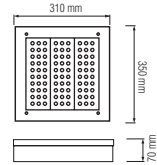
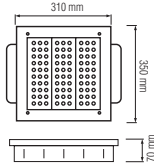

EAGLE

SURFACE

069 002 0110



- 100-240V / 50-60Hz
- 6400K
- 110W
- 11000 lm
- Average Life: 50.000 Hrs



HOROZ ELECTRIC

LED Canopy Light



LED WALLWASHER

LED CANOPY LIGHT



HOROZ ELECTRIC

LED Wallwasher



REGAL

AMBER 3000K RED GREEN BLUE

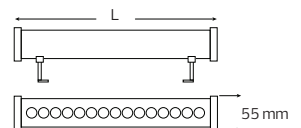


- 85-265V / 50-60Hz
- Average Life: 50.000 Hrs
- Aluminium Body



POWER LED

| | REGAL-9 | REGAL-12 | REGAL-18 | REGAL-24 | REGAL-36 |
|---------------|--------------|--------------|--------------|--------------|--------------|
| | 109-001-0009 | 109-001-0012 | 109-001-0018 | 109-001-0024 | 109-001-0036 |
| Power | 9 W | 12 W | 18 W | 24 W | 36 W |
| Luminous Flux | 540 lm | 720 lm | 1080 lm | 1440 lm | 2160 lm |
| Length (mm) | 255 | 330 | 480 | 630 | 930 |






HOROZ ELECTRIC

LED Solar Street Light

LAGUNA

- 3.2V DC
- Average Life: 50.000 Hrs
- 6400K
- Duration Time 12-15 Hours
- Charge&Discharge: >1500 times
- Charging Time: 4-6 Hours (Cloudy 1 day, Rainy 2 days)
- Remote Control: 12m
- With 1.2m Cable, Lamp Arm & U Bracket

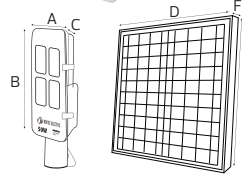
BLACK



SMD LED

| | LAGUNA-50 | LAGUNA-100 | LAGUNA-200 |
|--|--------------|--------------|--------------|
| | 074-006-0050 | 074-006-0100 | 074-006-0200 |

| | | | |
|-------------------------------|--|--|--|
| Power | : 50 W | 100 W | 200 W |
| Luminous Flux | : 950 lm | 1300 lm | 2050 lm |
| Battery | : 2 x 3.2V 5Ah Lithium Iron Phosphate | 3 x 3.2V 5Ah Lithium Iron Phosphate | 5 x 3.2V 5Ah Lithium Iron Phosphate |
| Solar Panel | : Polysilicon, 6V/12W | Polysilicon, 6V/16W | Polysilicon, 6V/33W |
| Installation Height | : 3 Meters | 3-4 Meters | 4-5 Meters |
| Street Lamp Sizes (mm) | : A: 160 B: 378 C: 63 | A: 185 B: 444 C: 63 | A: 230 B: 575 C: 75 |
| Solar Panel Sizes (mm) | : D: 340 E: 290 F: 17 | D: 350 E: 350 F: 17 | D: 645 E: 360 F: 17 |



LED SOLAR STREET LIGHT



HOROZ ELECTRIC

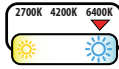
LED Solar Street Lamp / LED Street Lamp



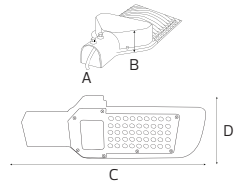


ORLANDO

- 85-265V / 50-60Hz
- Average Life: 30.000 Hrs
- 6400K



BLACK



SMD LED

| | ORLANDO-20 | ORLANDO-30 | ORLANDO-50 | ORLANDO-100 | ORLANDO-150 | ORLANDO-200 |
|---------------|-------------------------|-------------------------|-------------------------|-------------------------|-------------------------|-------------------------|
| | 074-005-0020 | 074-005-0030 | 074-005-0050 | 074-005-0100 | 074-005-0150 | 074-005-0200 |
| Power | : 20 W | : 30 W | : 50 W | : 100 W | : 150 W | : 200 W |
| Luminous Flux | : 1726 lm | : 2829 lm | : 4953 lm | : 8923 lm | : 15061 lm | : 17594 lm |
| Sizes (mm) | : A:40 B:55 C:315 D:105 | : A:40 B:55 C:355 D:125 | : A:40 B:55 C:405 D:165 | : A:60 B:75 C:620 D:220 | : A:60 B:75 C:690 D:250 | : A:60 B:85 C:740 D:275 |



LED STREET LIGHT





HOROZ ELECTRIC

Aluminium Bulkhead Lamp



HOROZ ELECTRIC

Aluminium Bulkhead Lamp



WHITE

BLACK

■ 220-240V / 50-60Hz

NEMRUT

AYDER

TOROS

KAÇKAR



NEMRUT

AYDER

TOROS

KAÇKAR

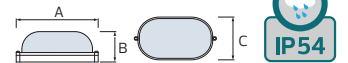
070-001-0060

070-012-0100

070-002-0060

070-013-0100

| | | | | | |
|------------|---|------------------|-------------------|------------------|-------------------|
| Power | : | Max.60 W | Max.100 W | Max.60 W | Max.100 W |
| Sizes (mm) | : | A:210 B:80 C:105 | A:275 B:115 C:155 | A:210 B:85 C:105 | A:275 B:120 C:155 |



WHITE

BLACK

■ 220-240V / 50-60Hz

ZİGANA

MUNZUR

ARARAT

ERCİYES



ZİGANA

MUNZUR

ARARAT

ERCİYES

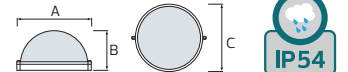
070-005-0060

070-014-0100

070-006-0060

070-015-0100

| | | | | | |
|------------|---|------------------|-------------------|------------------|-------------------|
| Power | : | Max.60 W | Max.100 W | Max.60 W | Max.100 W |
| Sizes (mm) | : | A:180 B:85 C:180 | A:240 B:110 C:140 | A:170 B:80 C:170 | A:240 B:115 C:240 |



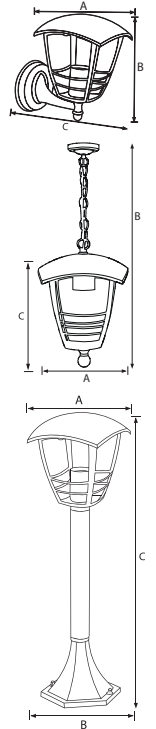


Garden Lamp LED Garden Lamp LED House Number Light



NAR

- 220-240V / 50-60Hz
- Aluminium Body
- Plastic Diffuser



| NAR-1 | NAR-2 | NAR-3 | NAR-4 | NAR-5 |
|--------------|--------------|--------------|--------------|--------------|
| 075-016-0001 | 075-016-0002 | 075-016-0003 | 075-016-0004 | 075-016-0005 |

| | | | | |
|---------|----------------------|----------------------|----------------------|----------------------|
| Power : | Max.60 W | Max.60 W | Max.60 W | Max.60 W |
| Color : | Black/White | Black/White | Black | Black |
| Sizes : | A: 170 B: 240 C: 210 | A: 170 B: 800 C: 260 | A: 170 B: 170 C: 300 | A: 170 B: 170 C: 580 |



GARDEN LAMP



| NAR-6 | NAR-7 |
|--------------|--------------|
| 075-016-0006 | 075-016-0007 |

| | | |
|---------|-------------|-------------|
| Power : | Max. 2x60 W | Max. 3x60 W |
| Color : | Black | Black |

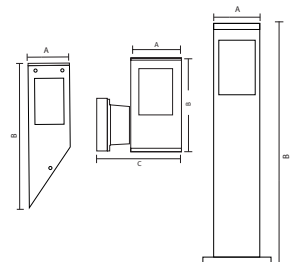


GARDEN LAMP

KAVAK/SQ

BLACK

- 220-240V / 50-60Hz
- Aluminium Body
- Diffuser: Glass
- Max. 60W



KAVAK/SQ-1

075-015-0001

KAVAK/SQ-2

075-015-0002

KAVAK/SQ-3

075-015-0003

KAVAK/SQ-4

075-015-0004

KAVAK/SQ-5

075-015-0005

Sizes (mm)

: A: 90 B: 300

A: 90 B: 200 C: 150

A: 90 B: 300

A: 90 B: 500

A: 90 B: 800

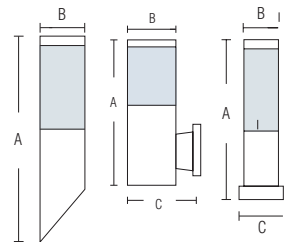




KAVAK

BLACK

- 220-240V / 50-60Hz
- Aluminium Body
- Diffuser: Glass
- Max. 60W



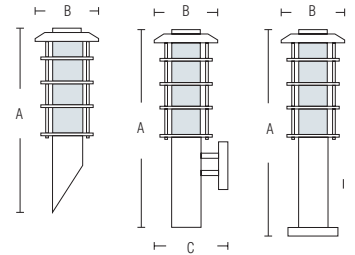
| | KAVAK-1 | KAVAK-2 | KAVAK-3 | KAVAK-4 | KAVAK-5 |
|------------|----------------|---------------------|---------------------|---------------------|---------------------|
| | 075-014-0001 | 075-014-0002 | 075-014-0003 | 075-014-0004 | 075-014-0005 |
| Sizes (mm) | : A: 305 B: 89 | A: 208 B: 89 C: 148 | A: 300 B: 89 C: 130 | A: 500 B: 89 C: 110 | A: 800 B: 89 C: 110 |





LADİN

- 220-240V / 50-60Hz
- Stainless Steel and Galvanized Steel Body
- Diffuser: PC
- Max. 60W



LADİN-1

075-002-0001

LADİN-2

075-002-0002

LADİN-3

075-002-0003

LADİN-4

075-002-0004

Sizes (mm)

: A: 335 B: 120

A: 350 B: 120 C: 165

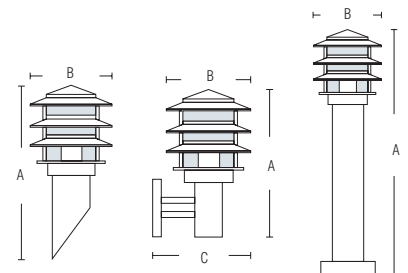
A: 500 B: 120

A: 800 B: 120



KAYIN

- 220-240V / 50-60Hz
- Stainless Steel and Galvanized Steel Body
- Diffuser: PC
- Max. 60W



KAYIN-1

075-003-0001

KAYIN-2

075-003-0002

KAYIN-3

075-003-0003

KAYIN-4

075-003-0004

Sizes (mm)

: A: 390 B: 150

A: 275 B: 150 C: 210

A: 450 B: 150

A: 800 B: 150





PALMIYE

BLACK

- 220-240V / 50-60Hz
- Stainless Steel and Galvanized Steel Body
- Diffuser: PC
- Max. 100W



PALMIYE-1

075-001-0001

PALMIYE-2

075-001-0002

PALMIYE-3

075-001-0003

PALMIYE-4

075-001-0004

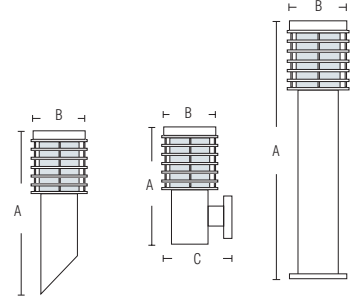
Sizes (mm)

A: 350 B: 150

A: 320 B: 150 B: 230

A: 500 B: 150

A: 800 B: 150



DEFNE

- 220-240V / 50-60Hz
- Stainless Steel Body
- Diffuser: PC
- Max. 60W



DEFNE-1

075-004-0001

DEFNE-2

075-004-0002

DEFNE-3

075-004-0003

DEFNE-4

075-004-0004

DEFNE-5

075-004-0005

Sizes (mm)

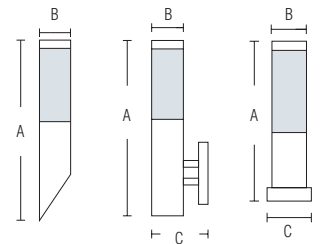
A:405 B: 76

A: 344 B: 76 C: 142

A: 325 B: 76 C: 110

A: 500 B: 76 C: 110

A: 800 B: 76 C: 110

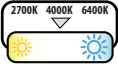




BAMBU

- 220-240V / 50-60Hz
- Average Life: 25.000 Hrs
- 9W
- 684 lm
- 4000K

MAT CHROME



SMD LED

| | BAMBU-1 | BAMBU-2 | BAMBU-3 | BAMBU-4 | BAMBU-5 |
|------------|-----------------|------------------------|---------------------|---------------------|---------------------|
| | 076-016-0001 | 076-016-0002 | 076-016-0003 | 076-016-0004 | 076-016-0005 |
| Sizes (mm) | A: 252.2 B: 132 | A: 183 B: 148.5 C: 132 | A: 300 B: 132 C: 98 | A: 500 B: 132 C: 98 | A: 800 B: 132 C: 98 |




LED GARDEN LAMP





MANGO

- 220-240V / 50-60Hz
- Stainless Steel Body+PC
- Max. 75W



MANGO-1

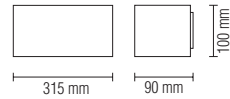
075-009-0001

MANGO-2

075-009-0002

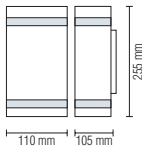
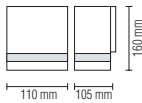
MANGO-3

075-009-0003



GARDENYA

- 220-240V / 50-60Hz
- Stainless Steel Body+PC



GARDENYA-1

075-010-0001

GARDENYA-2

075-010-0002

GARDENYA-3

075-010-0003

GARDENYA-4

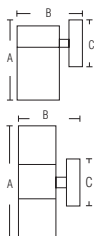
075-010-0004

| | | | | |
|---------------------------|-----------|-----------|---------|-----------|
| Power | : Max.35W | Max.2x35W | Max.35W | Max.2x35W |
| Lighting Direction | : Down | Up&Down | Down | Up&Down |



MANOLYA

- 220-240V / 50-60Hz
- Diffuser: Glass



MANOLYA-1

075-008-0001

MANOLYA-2

075-008-0002

MANOLYA-3

075-008-0003

| | | | |
|---------------------------|----------------------|--------------------|----------------------|
| Power | : Max.35W | Max.2x35W | Max.2x60W |
| Lamp Holder | : GU10 | GU10 | E27 |
| Body | : Stainless Steel | Stainless Steel | Aluminium |
| Lighting Direction | : Down | Up&Down | Up&Down |
| Sizes (mm) | : A: 116 B: 93 C: 85 | A: 160 B: 93 C: 85 | A: 300 B: 173 C: 108 |

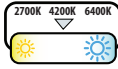




PROTON

- 85-265V / 50-60Hz
- 4200K
- Average Life: 30.000 Hrs

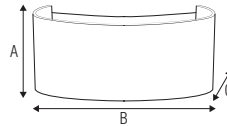
BLACK



POWER LED

| | PROTON-4 | PROTON-6 | PROTON-8 |
|--|--------------|--------------|--------------|
| | 076-039-0004 | 076-039-0006 | 076-039-0008 |

| | | | |
|--------------------|----------------------|----------------------|----------------------|
| Power | : 4 W | : 6 W | : 8 W |
| Luminous Flux | : 360 lm | : 540 lm | : 720 lm |
| Lighting Direction | : Up&Down | : Up&Down | : Up&Down |
| Sizes (mm) | : A: 92 B: 120 C: 38 | : A: 95 B: 185 C: 38 | : A: 95 B: 220 C: 50 |



LED GARDEN LAMP

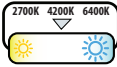




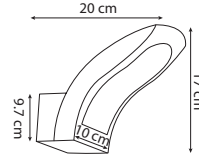
SUPERB

- 85-265V / 50-60Hz
- 4200K
- 555 lm
- Average Life: 30.000 Hrs

076 040 0015



15W SMD LED



BLACK

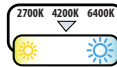


LED GARDEN LAMP

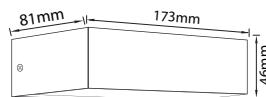
ANDIZ

- BLACK**
- WHITE**

076 037 0009



- 100-240V
- 50-60Hz
- 4200K
- 450 lm
- Average Life: 30.000 Hrs




9W SMD LED



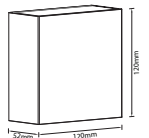


SEKOYA

- BLACK**
- WHITE**

076 038 0004



- 100-240V
- 50-60Hz
- 4200K
- 250 lm
- Average Life: 30.000 Hrs



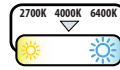
4W SMD LED



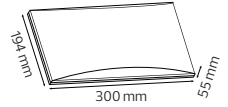


ARENA

076 033 0010



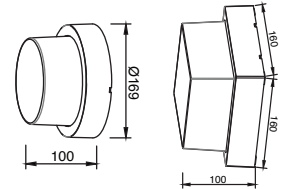
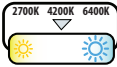
- 100-240V / 50-60Hz
- 750 lm
- 4000K
- Works automatically at dark by photosensor detection.
- Number and letter stickers included (3x1...9, 2x0, 1xA,B,C,D)
- Average Life: 30.000 Hrs



SUGA

- 85-265V / 50-60Hz
- 12W
- 4200K
- Average Life: 30.000 Hrs

BLACK



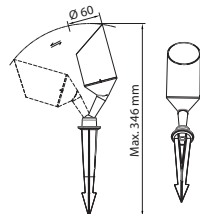
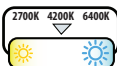
| SUGA-12/RO | SUGA-12/RC | SUGA-12/SO | SUGA-12/SC |
|--------------|--------------|--------------|--------------|
| 076-021-0012 | 076-019-0012 | 076-022-0012 | 076-020-0012 |

Luminous Flux : 1000 lm 700 lm 900 lm 650 lm



KUKA-5

076 031 0005



- 100-240V / 50-60Hz
- 4200K
- 290 lm
- Average Life: 30.000 Hrs





ZEYTİN

076 032 0012



BADEM

076 028 0012



SUSAM

076 030 0012



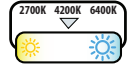
ILGIN

076 029 0012



BLACK

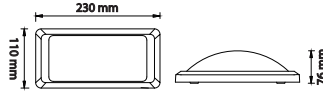
- 100-240V / 50-60Hz
- 4200K
- 480 lm
- Average Life: 30.000 Hrs



SMD LED



12W



HURMA

076 010 0005



MERSİN

076 011 0005




GÜRGEN

076 012 0005



BLACK

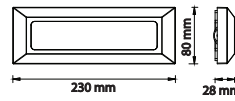
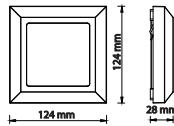
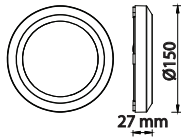
- 100-240V / 50-60Hz
- 4200K
- 270 lm
- Average Life: 30.000 Hrs



SMD LED



5W




IHLAMUR

076 013 0002



İĞDE

076 014 0002



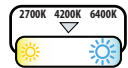
İNCİR

076 015 0002



BLACK

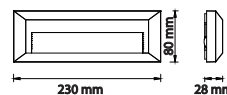
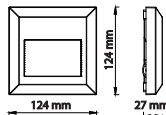
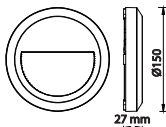
- 100-240V / 50-60Hz
- 4200K
- 110 lm
- Average Life: 30.000 Hrs



SMD LED



2W



**HORUZ ELECTRIC**

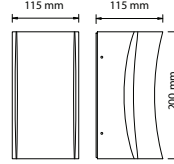
LED Garden Lamp

SERVİ


076 009 0012

**BLACK****WHITE**

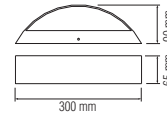
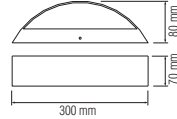
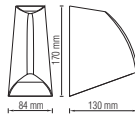
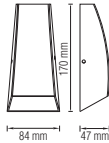
- 100-240V / 50-60Hz
- 4200K
- 750 lm
- Average Life: 30.000 Hrs

**BLACK**

- 220-240V / 50-60Hz
- 4100K
- Average Life: 30.000 Hrs
- Aluminium Body

**SERVİ****SALKIM****ZAKKUM****MEŞE****TAFLAN****SMD LED**

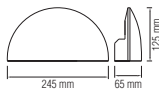
| | SERVİ | SALKIM | ZAKKUM | MEŞE | TAFLAN |
|----------------------|--------------|--------------|--------------|--------------|----------------|
| | 076-007-0004 | 076-008-0004 | 076-005-0003 | 076-004-0006 | 076-006-0006 |
| Power : | 3.5 W | 3.5 W | 3W | 5.5 W | 5.5 W |
| Luminous Flux : | 35 lm | 65 lm | 230 lm | 420 lm | 200 lm |
| Lighting Direction : | Up&Down | Up&Down | Down | Up&Down | All Directions |

**ARDIÇ**

076 003 0006

BLACK


- 220-240V / 50-60Hz
- 4100K
- 385 lm
- Average Life: 30.000 Hrs
- Aluminium Body





HOROZ ELECTRIC

LED Solar Lamp



LED SOLAR LAMP





HOROZ ELECTRIC

LED Solar Lamp



SOLARIS

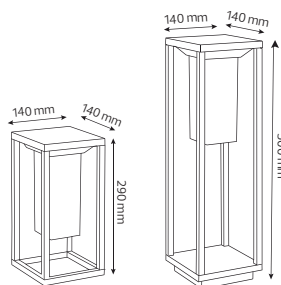


- 3.7V 2.6Ah Li-ion Battery
- 4000K
- Solar Charging Time: 4-6 Hours
- Average Life: 50.000 Hrs

SMD LED

| | SOLARIS-1 | SOLARIS-2 |
|--|--------------|--------------|
| | 078-014-0001 | 078-014-0002 |


| | | |
|---------------|----------------------------------|--------------------------------|
| Power | : 2 W | 2 W |
| Luminous Flux | : 220 lm (Strong) - 12 lm (Weak) | 275 lm (Strong) - 18 lm (Weak) |



SIRIUS



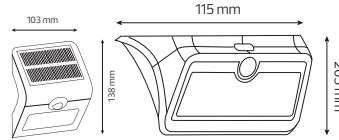
- 4000K
- Solar Charging Time: 8-10 Hours
- Average Life: 50,000 Hrs



WITH PIR SENSOR

SMD LED

| | SIRIUS-1 | SIRIUS-2 |
|---------------|-------------------------------|--------------------------------|
| | 078-012-0001 | 078-012-0002 |
| Power | 1W | 2W |
| Luminous Flux | 140 lm (Strong) - 8 lm (Weak) | 240 lm (Strong) - 12 lm (Weak) |
| Battery | 3.7V 1200 mAh Li-Ion | 3.7V 2200 mAh Li-Ion |
| Back Light | Yes (Blue) | No |



LED SOLAR LAMP / LED SOLAR HOUSE NUMBER LIGHT



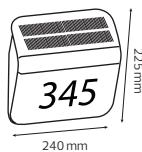
OMNIA

078 013 0003



LED HOUSE NUMBER

- Li-Ion Battery 3.7V 1800 mAh
- 4000K
- 4 lm
- Solar Charging Time: 4-6 Hours
- Average Life: 50,000 Hrs
- USB Charging Available
- Number and letter stickers included (3x1..9, 2x0, 1xA,B,C,D)



0.1W SMD LED

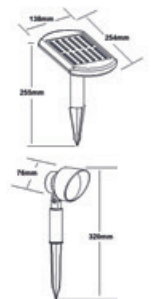


MAGIC

078 007 0001



- 3 Ni-MH AA 100 mAh 1.2V
- 6400K
- 9x1.5 lm
- Average Life: 100,000 Hrs



9x0.06W LED





- 6400K
- 1.5 lm
- Average Life: 100.000 Hrs

VENÜS

MARS

NEPTUN


PLUTON

HALLEY

CRYSTAL

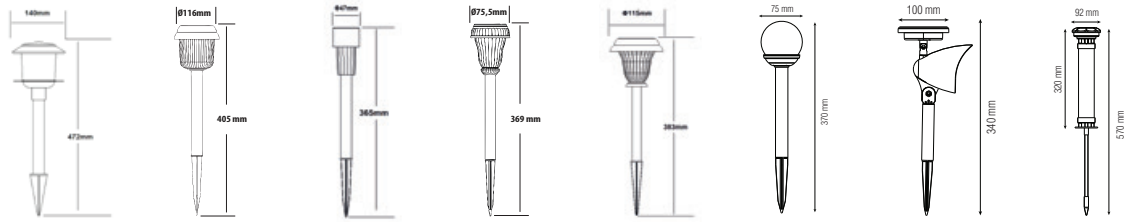
ORBIT

LOTUS



| | VENÜS | MARS | NEPTUN | PLUTON | HALLEY | CRYSTAL | ORBIT | LOTUS |
|--|--------------|--------------|--------------|--------------|--------------|--------------|--------------|--------------|
| | 078-001-0001 | 078-002-0001 | 078-004-0001 | 078-005-0001 | 078-006-0001 | 078-009-0001 | 078-010-0001 | 078-011-0001 |

| | | | | | | | | |
|-----------|--------------------------|--------------------------|--------------------------|--------------------------|--------------------------|--------------------------|--------------------------|--------------------------|
| Battery : | Ni-MH AA 200 mAh 1.2V | Ni-MH AA 200 mAh 1.2V | Ni-MH AA 100 mAh 1.2V | Ni-MH AA 100 mAh 1.2V | Ni-MH AA 100 mAh 1.2V | Ni-MH AA 100 mAh 1.2V | Ni-MH AA 200 mAh 1.2V | Ni-MH AA 200 mAh 1.2V |
| ON/OFF : | Yes | Yes | No | No | No | No | Yes | Yes |



LED SOLAR LAMP





HOROZ ELECTRIC

LED Recessed Sensor Lamp LED Inground & Recessed Lamp

RUBY


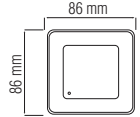
079 028 0002

QUARTZ

079 027 0002

WHITE

- 110-265V / 50-60Hz
- 100 lm
- 4000K
- With Microwave Sensor
- Average Life: 30.000 Hrs



LED Recessed Sensor Lamp LED Inground & Recessed Lamp



DIAMOND

079 026 0002

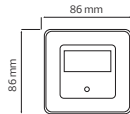
WHITE

BLACK

GOLD

SILVER

- 110-265V / 50-60Hz
- 150 lm
- 4200K
- With Microwave Sensor
- Average Life: 30.000 Hrs



GOLD

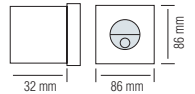
079 025 0003

WHITE

- 220-240V / 50-60Hz
- 240 lm
- 4200K
- With PIR Sensor
- Average Life: 30.000 Hrs



WITH PIR SENSOR



ZÜMRÜT

079 001 0003

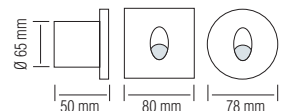
YAKUT

079 002 0003

WHITE

MAT CHROME

- 185-264V / 50-60Hz
- 86 lm
- 4000K
- Average Life: 30.000 Hrs



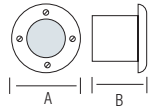
LED RECESSED SENSOR LAMP / LED INGROUND & RECESSED LAMP



AZUR

- 85-265V / 50-60Hz
- 4000K
- Average Life: 50.000 Hrs

MAT CHROME



POWER LED

| | AZUR-1 | AZUR-3 | AZUR-6 | AZUR-9 | AZUR-18 | AZUR-24 |
|---------------|--------------|--------------|--------------|---------------|--------------|---------------|
| | 079-029-0001 | 079-029-0003 | 079-029-0006 | 079-029-0009 | 079-029-0018 | 079-029-0024 |
| Power | 1 W | 3 W | 6 W | 9 W | 18 W | 24 W |
| Luminous Flux | 100 lm | 300 lm | 600 lm | 900 lm | 1800 lm | 2400 lm |
| Sizes (mm) | A: 65 B: 78 | A: 110 B: 65 | A: 150 B: 90 | A: 180 B: 100 | A: 200 B: 90 | A: 250 B: 100 |

LED INGROUND & RECESSED LAMP

ELMAS

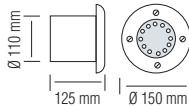
079 005 0002

MAT CHROME

- 220-240V / 50-60Hz
- 98 lm
- Average Life: 50.000 Hrs



1.8W LED



İNCİ

079 004 0002

SAFİR

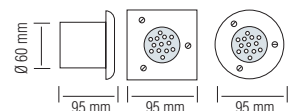
079 003 0002

MAT CHROME

- 220-240V / 50-60Hz
- 75 lm
- Average Life: 50.000 Hrs

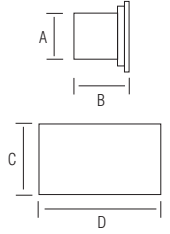


1.2W SMD LED





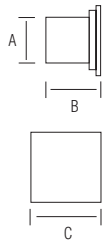
- 220-240V / 50-60Hz
- Aluminium + Stainless Steel
- Average Life: 50.000 Hrs

**SEDEF****OLTU****BERİL****PERLE****AMBER****PERA****SMD LED**

| | SEDEF | PERLE | OLTU | AMBER | BERİL | PERA |
|---------------|----------------------------|----------------------------|----------------------------|----------------------------|----------------------------|----------------------------|
| | 079-015-0002 | 079-021-0002 | 079-016-0002 | 079-022-0002 | 079-017-0002 | 079-023-0002 |
| Power | : 1.6 W | : 1.2 W | : 1.6 W | : 1.2 W | : 1.6 W | : 1.2 W |
| Luminous Flux | : 90 lm | : 72 lm | : 90 lm | : 72 lm | : 90 lm | : 72 lm |
| Sizes (mm) | : A: 45 B: 58 C: 70 D: 170 | : A: 31 B: 58 C: 45 D: 110 | : A: 45 B: 58 C: 70 D: 170 | : A: 31 B: 58 C: 45 D: 110 | : A: 45 B: 58 C: 70 D: 170 | : A: 31 B: 58 C: 45 D: 110 |



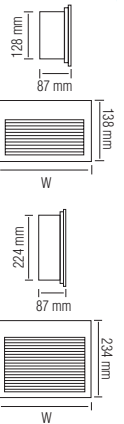

- 220-240V / 50-60Hz
- Aluminium + Stainless Steel
- Average Life: 50.000 Hrs

**MERCAN****AKİK****ONİKS****GÜMÜŞ****BRONZ****BOR****SMD LED**

| | MERCAN | GÜMÜŞ | AKİK | BRONZ | ONİKS | BOR |
|---------------|----------------------|---------------------|----------------------|---------------------|----------------------|---------------------|
| | 079-012-0002 | 079-018-0001 | 079-013-0002 | 079-019-0001 | 079-014-0002 | 079-020-0001 |
| Power | : 1.6 W | : 0.9 W | : 1.6 W | : 0.9 W | : 1.6 W | : 0.9 W |
| Luminous Flux | : 90 lm | : 57 lm | : 90 lm | : 57 lm | : 90 lm | : 57 lm |
| Sizes (mm) | : A: 70 B: 58 C: 105 | : A: 45 B: 58 C: 70 | : A: 70 B: 58 C: 105 | : A: 45 B: 58 C: 70 | : A: 70 B: 58 C: 105 | : A: 45 B: 58 C: 70 |



- 220-240V / 50-60Hz
- Average Life: 50.000 Hrs

**KUVERS****KALSİT****OPAL****KORNET****GRANİT****PIRLANTA****SMD LED**

| | KUVERS | KALSİT | OPAL | KORNET | GRANİT | PIRLANTA |
|---------------|--------------|--------------|--------------|--------------|--------------|--------------|
| | 079-006-0002 | 079-007-0002 | 079-008-0003 | 079-009-0002 | 079-010-0002 | 079-011-0003 |
| Power | : 1.5 W | : 1.8 W | : 2.7 W | : 1.5 W | : 1.8 W | : 2.7 W |
| Luminous Flux | : 90 lm | : 105 lm | : 160 lm | : 90 lm | : 105 lm | : 160 lm |
| Width (mm) | : W: 95 | : W: 140 | : W: 185 | : W: 95 | : W: 140 | : W: 185 |





LED Strip / RGB RF Controller / Socket Set
 RGB Socket Set / LED Driver / LED Module Strip
 Touch Controller / RGB Controller / RGB Amplifier

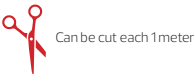


WATERPROOF


- 220-240V / 50-60Hz
- Average Life: 30.000 Hrs



220-240V



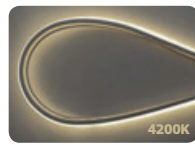
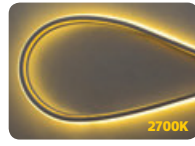
NEOLED/SLIM




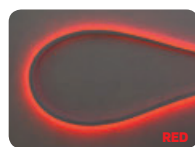
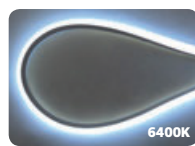
NEW PRODUCT





NEOLED



NEW PRODUCT



NEOLED/RGB



RGB

SMD LED

| | NEOLED/SLIM | NEOLED | NEOLED/RGB |
|-----------------|-------------------|-------------------|------------------|
| | 081-010-0003 | 081-010-0001 | 081-010-0002 |
| Power : | 4,5 W/m | 7,5 W/m | 11 W/m |
| Luminous Flux : | 15 lm/LED | 19 lm/LED | - |
| LED : | 120 pcs/m, 28x35 | 120 pcs/m, 28x35 | 72 pcs/m, 50x50 |
| Socket Sets : | 5 sets/100 m Roll | 5 sets/100 m Roll | 3 sets/50 m Roll |
| Width : | 7 mm | 15 mm | 10 mm |
| Thickness : | 15 mm | 15 mm | 20 mm |

WATERPROOF

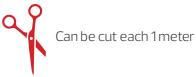
- 220-240V / 50-60Hz
- LED View Angle: 120°
- Average Life: 30.000 Hrs













NEW
PRODUCT



220-240V



| VOLGA | VOLGA/ RGB | COLORADO | COLORADO/ RGB | GANJ | GANJ / RGB |
|-------|------------|----------|---------------|------|------------|
|-------|------------|----------|---------------|------|------------|



SMD LED

| | VOLGA | VOLGA/ RGB | COLORADO | COLORADO/ RGB | GANJ | GANJ/ RGB |
|-----------------|--|--|---|---|---|---|
| | 081-004-0001 | 081-004-0002 | 081-006-0001 | 081-006-0002 | 081-009-0001 | 081-009-0002 |
| Power : | 4 W/m | 8 W/m | 4 W/m | 8 W/m | 7 W/m | 8 W/m |
| Luminous Flux : | 18 lm/LED | - | 5 lm/LED | - | 5 lm/LED | - |
| LED : | 60 pcs/m, 50x50, Three Chips, Single Row | 60 pcs/m, 50x50, Three Chips, Single Row | 156 pcs/m, 28x35, Single Chip, Double Row | 108 pcs/m, 28x35, Single Chip, Double Row | 180 pcs/m, 28x35, Single Chip, Triple Row | 180 pcs/m, 28x35, Single Chip, Triple Row |
| Socket Sets : | 5 sets/50 m Roll | 3 sets/50 m Roll | 5 sets/50 m Roll | 3 sets/50 m Roll | 5 sets/50 m Roll | 3 sets/50 m Roll |
| Width : | 12.7 mm | 14.8 mm | 12.5 mm | 16.5 mm | 16.2 mm | 16.5 mm |
| Thickness : | 6 mm | 6.8 mm | 6 mm | 6.8 mm | 6.2 mm | 6.8 mm |



RGB RF CONTROLLER

220V / 50-60Hz



| VOLGA RGB RF1 | COLORADO & GANJ RGB RF1 | NEOLED RGB RF1 |
|--------------------|-------------------------|----------------|
| 081-004-0013 | 081-006-0013 | 081-010-0013 |
| 10 mm | 12 mm | 10 mm |
| 3x1A, For Max.750W | | |


| VOLGA RGB RF2 | COLORADO & GANJ RGB RF2 | NEOLED RGB RF2 |
|---------------------|-------------------------|----------------|
| 081-004-0014 | 081-006-0014 | 081-010-0014 |
| 10 mm | 12 mm | 10 mm |
| 3x3A, For Max.1500W | | |



RGB RF CONTROLLER / SOCKET SET / RGB SOCKET SET

SOCKET SET

- 1 pcs 6A Socket (220V-)
- 1 pcs Connector
- 1 pcs Middle Plug
- 1 pcs End Cap
- 5 pcs Silicon Clips




| VOLGA SOCKET | COLORADO SOCKET | GANJ SOCKET | NEOLED SOCKET | NEOLED/SLIM SOCKET |
|--------------|-----------------|--------------|---------------|--------------------|
| 081-004-0011 | 081-006-0011 | 081-009-0011 | 081-010-0011 | 081-010-0015 |
| 8 mm | 10 mm | 12 mm | 6 mm | 5 mm |



RGB SOCKET SET

- 1 pcs 6A 8 Function Socket (220V-)
- 1 pcs Connector
- 1 pcs Middle Plug
- 1 pcs End Cap
- 5 pcs Silicon Clips



| VOLGA RGB SOCKET | COLORADO RGB SOCKET | GANJ RGB SOCKET | NEOLED RGB SOCKET |
|------------------|---------------------|-----------------|-------------------|
| 081-004-0012 | 081-006-0012 | 081-009-0012 | 081-010-0012 |
| 10 mm | 12 mm | 12 mm | 10 mm |





REN


REN/RGB

THAMES

THAMES/RGB

WATERPROOF




- Average Life: 30.000 Hrs
- LED View Angle: 120°
- PCB Color: White
- With 3M self-adhesive backing for easy installation



3 LEDs make a group and each group can be cut or extended in terms of the length of application



12V DC



SMD LED

| | REN | REN/RGB | THAMES | THAMES/RGB |
|-----------------|------------------------------|------------------------------|------------------------------|------------------------------|
| | 081-001-0001 | 081-001-0002 | 081-003-0001 | 081-003-0002 |
| Power : | 24 W / 5 m Roll | 24 W / 5 m Roll | 72 W / 5 m Roll | 72 W / 5 m Roll |
| Current : | 2A / 5 m Roll | 2A / 5 m Roll | 6A / 5 m Roll | 6A / 5 m Roll |
| Luminous Flux : | 4.8 lm / LED | 4.8 lm / LED | 14.4 lm / LED | 14.4 lm / LED |
| LED : | 60 pcs/m, 28x35, Single Chip | 60 pcs/m, 28x35, Single Chip | 60 pcs/m, 50x50, Three Chips | 60 pcs/m, 50x50, Three Chips |



LED STRIP / LED DRIVER

VESTA

- Input Voltage: AC 176-264V / 50-60Hz
- Output Voltage: DC 12V

WATERPROOF



| | VESTA-18 | VESTA-25 | VESTA-45 | VESTA-60 | VESTA-100 | VESTA-150 | VESTA-200 |
|--------------------------|--------------------|--------------------|--------------------|--------------------|--------------------|--------------------|--------------------|
| | 083-001-0018 | 083-001-0025 | 083-001-0045 | 083-001-0060 | 083-001-0100 | 083-001-0150 | 083-001-0200 |
| Output Power : | 18 W | 25 W | 45 W | 60 W | 100 W | 150 W | 200 W |
| Output Current : | 1.5 A | 2A | 3.75 A | 5A | 8.5 A | 12.5A | 17A |
| Protection Class : | II | II | II | II | I | I | I |
| 28x35 SMD LED Strip : | 3.5m | 5m | 8m | 12m | 20m | 30m | 40m |
| 50x50 SMD LED Strip : | 1.2m | 1.7m | 2.5m | 4m | 6.5m | 10m | 13m |
| 1.44W LED Module Strip : | 12 | 16 | 30 | 40 | 70 | 100 | 160 |
| Size (mm) | A: 186 B: 20 C: 20 | A: 186 B: 20 C: 20 | A: 307 B: 20 C: 20 | A: 307 B: 20 C: 20 | A: 220 B: 51 C: 32 | A: 230 B: 65 C: 32 | A: 252 B: 70 C: 45 |







NİL

NİL/RGB

AMAZON

AMAZON/RGB





- Average Life: 30.000 Hrs
- LED View Angle: 120°
- PCB Color: White
- With 3M self-adhesive backing for easy installation



3 LEDs make a group and each group can be cut or extended in terms of the length of application



12V DC




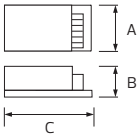
SMD LED

| | NİL | NİL/RGB | AMAZON | AMAZON/RGB |
|-----------------|------------------------------|------------------------------|------------------------------|------------------------------|
| | 081-002-0001 | 081-002-0002 | 081-005-0001 | 081-005-0002 |
| Power : | 24 W/5 m Roll | 24 W/5 m Roll | 72 W/5 m Roll | 72 W/5 m Roll |
| Current : | 2A/5 m Roll | 2A/5 m Roll | 6A/5 m Roll | 6A/5 m Roll |
| Luminous Flux : | 4.8 lm/LED | 4.8 lm/LED | 14.4 lm/LED | 14.4 lm/LED |
| LED : | 60 pcs/m, 28x35, Single Chip | 60 pcs/m, 28x35, Single Chip | 60 pcs/m, 50x50, Three Chips | 60 pcs/m, 50x50, Three Chips |

VEGA

- Input Voltage: AC 176-264V / 50-60Hz
- Output Voltage: DC 12V

SLIM CASE

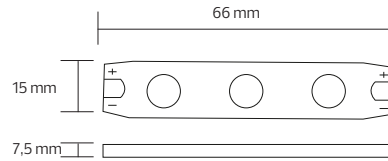








| | VEGA-10 | VEGA-36 | VEGA-60 | VEGA-100 | VEGA-150 | VEGA-200 | VEGA-250 | VEGA-360 |
|-----------------------|-------------------|-------------------|--------------------|--------------------|--------------------|--------------------|--------------------|--------------------|
| | 082-001-0010 | 082-001-0036 | 082-001-0060 | 082-001-0100 | 082-001-0150 | 082-001-0200 | 082-001-0250 | 082-001-0360 |
| Output Power : | 10 W | 36 W | 60 W | 100 W | 150 W | 200 W | 250 W | 360 W |
| Output Current : | 0,8A | 3A | 5A | 8,5A | 12A | 17A | 20,8A | 30A |
| 28x35 SMD LED Strip : | 2m | 5m | 10m | 20m | 30m | 40m | 50m | 70m |
| 50x50 SMD LED Strip : | 1m | 1,5m | 4m | 6,5m | 10m | 13m | 17m | 24m |
| Size (mm) : | A: 40 B: 30 C: 70 | A: 57 B: 34 C: 85 | A: 40 B: 32 C: 160 | A: 46 B: 35 C: 188 | A: 46 B: 35 C: 188 | A: 46 B: 35 C: 188 | A: 68 B: 42 C: 225 | A: 68 B: 42 C: 225 |



NELSON

081 014 0001



WATERPROOF

- Average Life: 50.000 Hrs
- 110 lm
- LED View Angle: 160°
- 8.5 gr/module
- 1set: 20 module



12V DC



LED MODULE STRIP





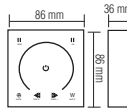
TOUCH

- Input Voltage: DC 12V - 24V
- Output Voltage: DC 12V - 24V
- 20s OFF delay
- Brightness %1-100
- 2 Brightness can be saved



| | |
|--------------|------------------|
| TOUCH | TOUCH-RGB |
| 100-003-0288 | 100-004-0288 |

| | | |
|------------------|--------------------------------|------------------------------|
| Color | : Single | 16 million |
| Output Power | : 144-288W | 144-288W |
| Output Current | : 4Ax3 Channel | 4A/Each Color |
| 35x28 LED Strips | : 30 Meters with 60 Leds/Meter | 30 Meters with 60 Leds/Meter |
| 50x50 LED Strips | : 10 Meters with 60 Leds/Meter | 10 Meters with 60 Leds/Meter |
| Function | : 5 | 12 |

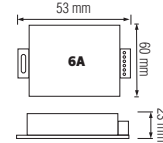
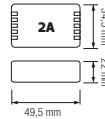


RGB CONTROLLER



| | |
|--------------------------|--------------------------|
| RGB Controller 2A | RGB Controller 6A |
| 100-001-0072 | 100-002-0432 |

| | | |
|---------------------|--------------------------------|------------------------------|
| Output Power | : 72 W | 216 W-432 W |
| Output Current | : 2A/Each Color | 6A/Each Color |
| Input Voltage | : DC 12V | DC 12V-DC 24V |
| Output Voltage | : DC 12V | DC 12V-DC 24V |
| 35x28 RGB LED Strip | : 15 Meters with 60 Leds/Meter | 45 Meters with 60 Leds/Meter |
| 50x50 RGB LED Strip | : 5 Meters with 60 Leds/Meter | 15 Meters with 60 Leds/Meter |
| Type | : IR | RF |

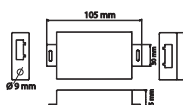
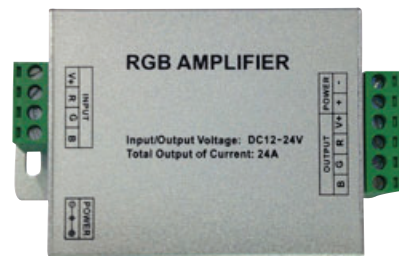


AMPLIFIER

- Input Voltage: DC 12V - 24V
- Output Voltage: DC 12V - 24V

| | |
|----------------------|----------------------|
| AMPLIFIER-12A | AMPLIFIER-24A |
| 101-001-0144 | 101-001-0288 |

| | | |
|---------------------|--------------------------------|------------------------------|
| Output Power | : 144 W | 288 W |
| Output Current | : 4A/Each Color | 8A/Each Color |
| 35x28 RGB LED Strip | : 30 Meters with 60 Leds/Meter | 60 Meters with 60 Leds/Meter |
| 50x50 RGB LED Strip | : 10 Meters with 60 Leds/Meter | 20 Meters with 60 Leds/Meter |






MONTANA

080 001 0004

- 4.5V DC
- 4W/10m
- Average Life: 30.000 Hrs
- Standart Length: 1m / 10 LED
- Package : 10m/Roll

LINKABLE



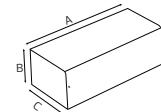
LED



- Input Voltage: AC 100-240V / 50-60Hz
- Output Voltage: DC 4,5V



| | MONTANA-D4 | MONTANA-D10 |
|--------------|----------------|----------------|
| | 080-001-0001 | 080-001-0002 |
| Power | 16 W | 40 W |
| For (Meters) | 10m-40m | 50m-100m |
| Sizes (mm) | A:50 B:20 C:25 | A:60 B:20 C:25 |





HOROSZ ELECTRIC

LED Lantern / LED Solar Camping Light

VERON

084 037 0015



CCT Adjustable

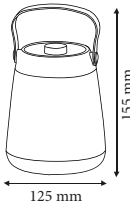
NEW PRODUCT



15W SMD LED


LED LANTERN

RECHARGEABLE



CRESPO

084 036 0025



NEW PRODUCT

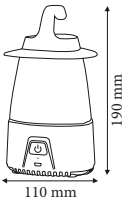


3-STEP DIMMING

25W SMD LED

LED LANTERN

RECHARGEABLE



LED Lantern LED Solar Camping Light Emergency LED Lantern LED Headlight LED Torch LED Emergency Exit Lamp




HOROSZ ELECTRIC



FORLAN

084 023 0010




NEW PRODUCT



10W SMD LED


LED LANTERN

RECHARGEABLE



ROMARIO

084 022 0010



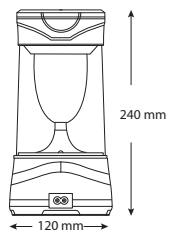
DIMMABLE



10W SMD LED

SOLAR

RECHARGEABLE




LED LANTERN / LED SOLAR CAMPING LIGHT

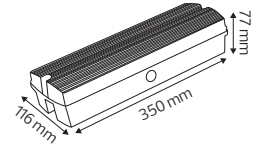


HENRY

084 034 0005




- 220-240V / 50-60Hz
- 6400K
- 200 lm
- 3.6V 1000mAh Rechargeable Ni-Cd Battery
- Average Life: 30.000 Hrs
- Duration Time: 3 Hours
- Selectable 2 Modes Available: Maintained & Non-Maintained
- Stickers included




- LED LANTERN
- RECHARGEABLE
- EMERGENCY EXIT
- AUTOMATIC LIGHT-UP


EMERGENCY LED LANTERN



MALDINI



- 220-240V / 50-60Hz
- Average Life: 30.000 Hrs
- EXIT sticker included



- LED LANTERN
- RECHARGEABLE
- EMERGENCY EXIT
- AUTOMATIC LIGHT-UP




| | MALDINI-2 | MALDINI-3 |
|---------------|------------------------|------------------------|
| | 084-014-0002 | 084-014-0003 |
| Power | 13 W | 16 W |
| Luminous Flux | 330 lm | 410 lm |
| Battery | 2x4V 0.9Ah Sealed-Acid | 2x4V 0.9Ah Sealed-Acid |
| Duration Time | 3 Hours | 3 Hours |
| Size (mm) | A: 245 B: 75 C: 45 | A: 325 B: 75 C: 45 |



WENGER

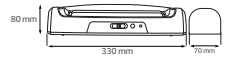
084 025 0012



- 220-240V / 50-60Hz
- 560 lm
- 4V 3Ah Rechargeable Sealed-Acid Battery
- Duration Time:
 - Step 1: 1 Hour
 - Step 2: 2 Hours
- Average Life: 30.000 Hrs




- LED LANTERN
- RECHARGEABLE
- EMERGENCY
- AUTOMATIC LIGHT-UP



MESSI

- 220-240V / 50-60Hz or 6V DC
- Average Life: 30.000 Hrs



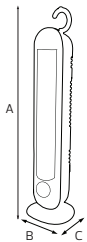
DESK LAMP MODE



HANGABLE + MOUNTABLE




- LED LANTERN
- RECHARGEABLE
- EMERGENCY
- AUTOMATIC LIGHT-UP



| | MESSI-9 | MESSI-15 | MESSI-23 |
|---------------|----------------------|------------------------|------------------------|
| | 084-030-0009 | 084-030-0015 | 084-030-0023 |
| Power | 9 W | 15 W | 23 W |
| Luminous Flux | 280 lm-38 lm | 420 lm-70 lm | 600 lm-100 lm |
| Battery | 4V 1.6Ah Sealed-Acid | 2x4V 1.6Ah Sealed-Acid | 2x4V 1.6Ah Sealed-Acid |
| Duration Time | 3-20 Hours | 3-15 Hours | 2-10 Hours |
| Size (mm) | A: 250 B: 50 C: 50 | A: 350 B: 50 C: 50 | A: 450 B: 50 C: 50 |

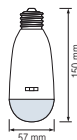
MÜLLER

084 018 0001




- RECHARGEABLE
- AUTOMATIC LIGHT-UP
- AC / DC OPERATED

- 220-240V / 50-60Hz
- 10x1500 MCD 110° Bright LED Light
- 50 lm
- 4V 0.9Ah Rechargeable Sealed-Acid Battery
- Duration Time: 6 Hours
- Average Life: 30.000 Hrs



BECKHAM



- LED HEADLIGHT
- RECHARGEABLE

- 220-240V / 50-60Hz
- 7000-9000K
- Duration Time:
 - 1 Hour for Strong Light
 - 4 Hours for Weak Light
- Average Life: 30.000 Hrs



| | BECKHAM-1 | BECKHAM-3 |
|---------------|-----------------------|-----------------------|
| | 084-007-0001 | 084-007-0003 |
| Power | 1 W | 3 W |
| Luminous Flux | 100 lm | 200 lm |
| Battery | 4V 400mAh Sealed-Acid | 4V 900mAh Sealed-Acid |
| Beam Distance | 20m | 30m |
| Sizes (mm) | A: 70 B: 81 C: 98 | A: 85 B: 92 C: 96 |





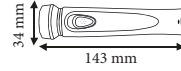
ZOLA

084 038 0001

- 5V DC Micro USB
- 54 lm (Strong) 30 lm (Weak)
- 3.7V 1.2Ah Rechargeable Lithium Battery
- Duration Time: 6 Hours (Strong) 12 Hours (Weak)
- Charging Time: 4-6 Hrs
- Average Life: 30.000 Hrs



LED TORCH
RECHARGEABLE



OFF-1-2

PELE

- 220-240V / 50-60Hz
- Average Life: 30.000 Hrs
- Duration Time:
4 Hours for Weak Light
1 Hour for Strong Light

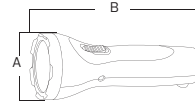



| | PELE-1 | PELE-2 | PELE-3 |
|--|--------------|--------------|--------------|
| | 084-006-0001 | 084-006-0002 | 084-006-0003 |

| | | | |
|---------------|-------------------------|-----------------------|-----------------------|
| Power | : 0.5 W | 1 W | 3 W |
| Luminous Flux | : 30 lm | 73 lm | 120 lm |
| Battery | : 4V 200mAh Sealed-Acid | 4V 400mAh Sealed-Acid | 4V 900mAh Sealed-Acid |
| Sizes (m m) | : A: 45 B: 140 | A: 50 B: 160 | A: 65 B: 170 |



LED TORCH
RECHARGEABLE



OFF-1-2

BEST

- 220-240V / 50-60Hz
- Average Life: 30.000 Hrs
- Duration Time:
1 Hour for Strong Light
4 Hours for Weak Light

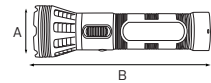



| | BEST-1 | BEST-3 | BEST-5 |
|--|--------------|--------------|--------------|
| | 084-024-0001 | 084-024-0003 | 084-024-0005 |

| | | | |
|---------------|------------------------|----------------------|----------------------|
| Power | : 1 W | 3 W | 5 W |
| Luminous Flux | : 70 lm | 120 lm | 210 lm |
| Battery | : 4V 0.4Ah Sealed-Acid | 4V 0.9Ah Sealed-Acid | 4V 1.6Ah Sealed-Acid |
| Sizes (m m) | : A: 51 B: 200 | A: 65 B: 220 | A: 85 B: 240 |



LED TORCH
RECHARGEABLE



OFF-1-2

PUSKAS

- 220-240V / 50-60Hz
- Average Life: 30.000 Hrs

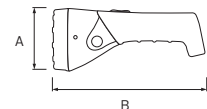



| | PUSKAS-2 | PUSKAS-3 |
|--|--------------|--------------|
| | 084-005-0002 | 084-005-0003 |

| | | |
|---------------|------------------------|----------------------|
| Power | : 0.5 W | 0.9 W |
| Luminous Flux | : 25 lm | 45 lm |
| Battery | : 4V 0.4Ah Sealed-Acid | 4V 0.9Ah Sealed-Acid |
| Duration Time | : 4 Hours | 5 Hours |
| Sizes (mm) | : A: 75 B: 195 | A: 100 B: 210 |



LED TORCH
RECHARGEABLE



1-OFF-2

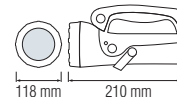

MARADONA-2

084 003 0002

- 220-240V / 50-60Hz
- 350 lm
- 4V 6Ah Sealed-Acid Battery
- Duration Time:
4 Hours for Strong Light
16 Hours for Weak Light
- Average Life: 30.000 Hrs



LED TORCH
RECHARGEABLE



OFF-1-2



ROBSON

- 220-240V / 50-60Hz
- 100 lm
- 1.2V 350mAh Rechargeable Ni-Cd Battery
- Average Life: 20,000 Hrs
- Duration Time: 120 minutes

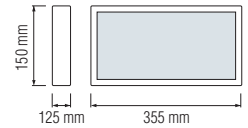
084 020 0002

EXIT & SAFETY

RECHARGEABLE

EMERGENCY

AUTOMATIC LIGHT-UP



LED EMERGENCY EXIT LAMP



ZOFF

- 220-240V / 50-60Hz
- 50 lm
- 1.2V 600mAh Rechargeable Ni-Cd Battery
- Average Life: 10,000 Hrs
- Duration Time: 90 minutes

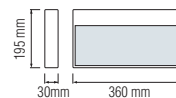
084 019 0001

EXIT & SAFETY

RECHARGEABLE

EMERGENCY

AUTOMATIC LIGHT-UP



**HOROZ ELECTRIC**

Light Control Photosensor / Sensor

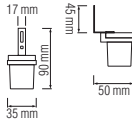
Light Control Photosensor

FLASH

WHITE

089 001 0001

- Operation Voltage: 220-240V / 50-60Hz
- Ambient Light: <5-15 Lux
- Load Power: 1000W (6A)



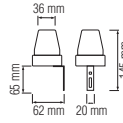
Light Control Photosensor

FLEX

WHITE

089 001 0002

- Operation Voltage: 220-240V / 50-60Hz
- Ambient Light: <50Lux
- Load Power: 1200W (10A)



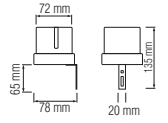
Light Control Photosensor

LUXOR

WHITE

089 001 0003

- Operation Voltage: 220-240V / 50-60Hz
- Ambient Light: <50Lux
- Load Power: 2700W (25A)

**HOROZ ELECTRIC**

Light Control Photosensor / Sensor / Doorbell Wireless Lighting Controller / Timer / Plug in Switch / Dimmer

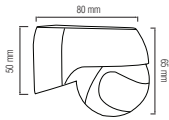


TUCSON

WHITE

088 001 0009

- Detection Source: 220-240V / AC
- Power Frequency: 50/60Hz
- Rated Load: Max. 800W
- Detection Distance: 12m Max. (<24°C)
- Time Delay: Min. 10sec + 3sec Max. 15min + 2min
- Ambient Light: <3-2000LUX (adjustable)
- Installation Height: 1.8-2.5m
- Detection Motion Speed: 0.6-1.5m/s

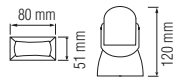


MEGANE

WHITE

088 001 0008

- Operation Voltage: 220-240V / 50-60Hz
- Detection Distance: 12 m Max. (<24°C)
- Time-delay: Min. 10 sec + 3 sec, Max. 7 min + 2 min
- Ambient Light: <3 - 2000Lux (adjustable)
- Rated Load: Max. 1200W
- Detection Motion Speed: 0.6-1.5 m/s

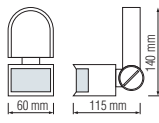


CORONA

WHITE**BLACK**

088 001 0002

- Operation Voltage: 220-240V / 50-60Hz
- Detection Distance: 12+1m Max. (<24°C)
- Time-delay: 5 sec - 7+2min.
- Ambient Light: <10Lux - 2000Lux
- Rated Load: Max. 1000W

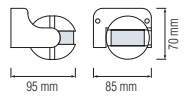


LINEA

WHITE**BLACK**

088 001 0003

- Operation Voltage: 220-240V / 50-60Hz
- Detection Distance: 8 + 2 m Max. (<24°C)
- Time-delay: 5 sec - 8+2 min.
- Ambient Light: <10Lux - 2000Lux
- Rated Load: Max. 1000W



LIGHT CONTROL PHOTOSENSOR / SENSOR



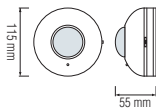
FOCUS

088 001 0001



WHITE
BLACK

- Operation Voltage: 220-240V / 50-60Hz
- Rated Load: Max. 1000W
- Detection Distance: 8 ± 1m Max. (-24°C)
- Time-delay: 5 sec - 10±2 min.
- Ambient Light: < 10Lux - 2000Lux



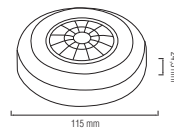
MONDEO

088 001 0010



WHITE

- Detection Range: 360°
- Detection Source: 220-240V/AC
- Power Frequency: 50/60Hz
- Rated Load: Max. 400W
- Detection Distance: 8m Max (-24°C)
- Time Delay: Min. 10sec ± 3sec Max. 15min ± 2min
- Ambient Light: < 3-2000LUX (adjustable)
- Installation Height: 2.2-4m
- Detection Motion Speed: 0.6-1.5m/s



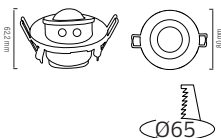
ROVER

088 001 0011



WHITE

- Detection Angle: 360°
- Detection Source: 220-240V/AC
- Power Frequency: 50/60Hz
- Rated Load: Max. 800W
- Detection Distance: 6m Max (-24°C)
- Time Delay: Min. 10sec ± 3sec Max. 15min ± 2min
- Ambient Light: < 3-2000LUX (adjustable)
- Installation Height: 2.2-4m
- Detection Motion Speed: 0.6-1.5m/s



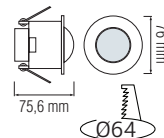
CORSA

088 001 0006



WHITE

- Operation Voltage: 220-240V / 50-60Hz AC
- Rated Load: Max. 1200W
- Detection Distance: 6m Max. (-24°C)
- Time-delay: 10s to 7 min (adjustable)
- Ambient Light: 3Lux / 2000Lux (adjustable)
- Detection Motion Speed: 0.6-1.5m/s
- Installation Height: 2.2-4m



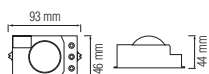
POLO

088 001 0007



WHITE

- Operation Voltage: 220-240V / 50-60Hz
- Detection Distance: 1-8 m (radius) adjustable
- Time-delay: Min. 10 sec ± 3 sec, Max. 12 min ± 1 min
- Ambient Light: < 3 - 2000Lux (adjustable)
- Rated Load: Max 1200W
- Detection Motion Speed: 0.6-1.5 m/s



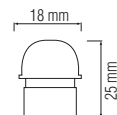
SMART

088 001 0005



WHITE

- Operation Voltage: 220-240V / 50-60Hz AC
- Rated Load: Max. 1200W
- Detection Distance: 6m Max. (-24°C)
- Time-delay: 10s to 7 min (adjustable)
- Ambient Light: 10Lux / 2000Lux (choice)



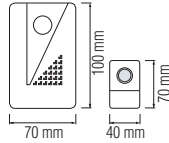
Detection is possible to go through doors, panes of glass or thin walls



LORD

086 001 0001

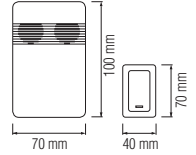
- Power Source: Emitter - 12V DC (Battery Included)
- Receiving: 3V/DC (2xAA1.5V)
- Working frequency: 315MHz
- Distance: 150m (open position)
- Sound level: 60 db max
- Sound type: 38 songs optional



SOLID

086 001 0002

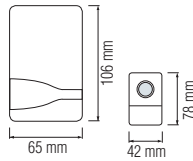
- Power Source: Emitter - 12V DC (Battery Included)
- Receiving: 4.5V/DC (3xAA1.5V)
- Working frequency: 315MHz
- Distance: 150m (open position)
- Sound level: 60 db max
- Sound type: 38 songs optional



SOLO

086 001 0006

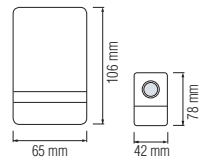
- 4.5V
- Work Voltage of the Emitter: 12V
- Work Frequency: 315 Mhz
- Remote Control: 120m (in open air)
- Sound Type: 38 Songs Optional



ALBA

086 001 0004

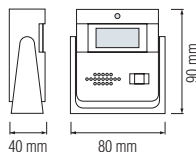
- 4.5V
- Work Voltage of the Emitter: 12V
- Work Frequency: 315 Mhz
- Remote Control: 120m (in open air)
- Sound Type: 38 Songs Optional



HELIX

086 001 0003

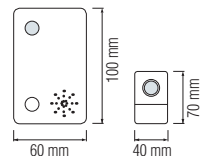
- Operation Voltage: 4.5V DC (3xAA1.5V) or 12V DC Adaptor
- Sensing Distance: 6 m
- Range: 110'
- Sound level: 60 db max
- Sound type: Ding Dong, Hello, Welcome - Alarm
- USB Cable Included



VIOLA

086 001 0005

- 4.5V
- Work Voltage of the Emitter: 12V
- Work Frequency: 315 Mhz
- Remote Control: 120m (in open air)
- Sound Type: 38 Songs Optional



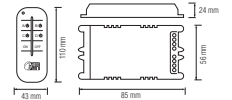
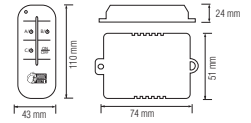
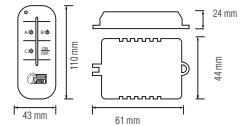


CONTROLLER

Wireless Lighting Controller Switch



- Working voltage: AC 180-250V 50Hz
- Operation Range: 30m-60m in 360 degree (in open area)
- Tungsten filament lamps 1000W
- Energy saving lamp / LED ≤ 300W
- Working voltage: 12V (A23 alkaline battery)



CONTROLLER-1

105-001-0001

1 Channel

CONTROLLER-2



105-001-0002

2 Channels

CONTROLLER-3

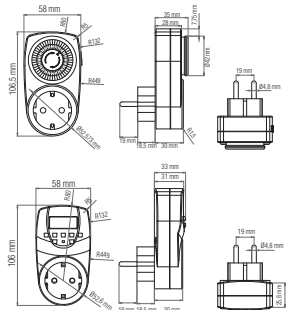
105-001-0003

3 Channels



TIMER

- Working voltage: AC 220-240V 50Hz
- Power: 3500W
- Current: 16A



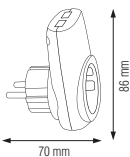
| | TIMER-1 | TIMER-2 | TIMER-3 |
|--|--------------|--------------|--------------|
| | 108-001-0001 | 108-002-0001 | 108-003-0001 |

| | | | |
|-----------------|--------------------|------------------|--------------------|
| Type | : Mechanical Daily | : Digital Weekly | : Mechanical Daily |
| On/Off Programs | : 24 | : 20 | : 48 |
| Minimum Setting | : 30 Minutes | : 1 Minute | : 15 Minutes |
| Power Reserve | : No | : Yes | : Yes |

AXIS

113 001 0001

2 X USB CHARGING SOCKET



PLUG IN SWITCH

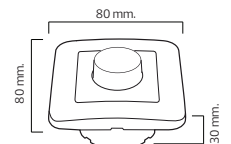
- Working Voltage: 250V-
- Power: Max.3680W
- Current: 16A
- Child Protection Shutter
- Working signal indicator
- USB O/P: DC 5V, Max 2.1A



HORIZON

112 006 0001

- 250V-
- DIMMER (10A)
- 400W (Incandescent)
- 300W (LED)





HOROZ ELECTRIC

Switch / Socket

ATOM

■ 250V~



112 100 0004

■ ONE WAY SWITCH (10A)



112 100 0007

■ TWO WAY SWITCH (10A)



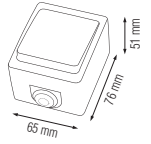
112 100 0006

■ 2-GANG ONE WAY SWITCH (10A)



112 100 0001

■ GROUNDED SOCKET (16A)



112 100 0003

■ 1-GANG GROUNDED SOCKET (16A)
■ 1-GANG ONE WAY SWITCH (10A)



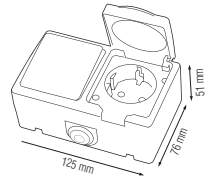
112 100 0005

■ 1-GANG GROUNDED SOCKET (16A)
■ 2-GANG ONE WAY SWITCH (10A)



112 100 0002

■ 2-GANG GROUNDED SOCKET (16A)



SWITCH / SOCKET



HOROZ ELECTRIC

Switch
Socket





EVA

■ 250V-



112 001 0001

■ ONE WAY SWITCH (10A)



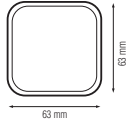

112 001 0003

■ 2-GANG ONE WAY SWITCH (10A)



112 001 0002

■ TWO WAY SWITCH (10A)



112 001 0004

■ PUSH BUTTON (10A)



112 002 0001

■ ILLUMINATED ONE WAY SWITCH (10A)



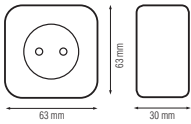
112 002 0002

■ 2-GANG ILLUMINATED ONE WAY SWITCH (10A)



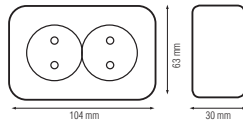
112 003 0001

■ SOCKET (16A)



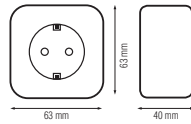
112 003 0002

■ 2-GANG SOCKET (16A)



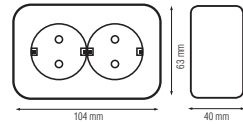
112 004 0001

■ GROUNDED SOCKET (16A)



112 004 0002

■ 2-GANG GROUNDED SOCKET (16A)





MOTOR PROTECTOR



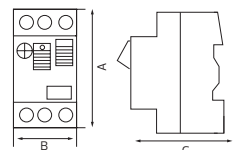
**Motor Protector
Contactor
Thermal Relay
Miniature Circuit Breaker
Residual Current Circuit Breaker
Moulded Case Circuit Breaker**



SAFE Motor Protector



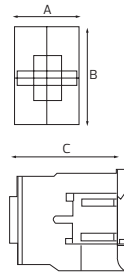
| | 114-006-0610 | 114-006-1625 | 114-006-2540 | 114-006-4063 |
|---------------------|--------------------|--------------------|----------------------|----------------------|
| Rated Current (A) : | 6-10A | 16-25A | 25-40A | 40-63A |
| Motor Power (kW) : | 4kW | 11kW | 18,5kW | 30kW |
| Poles : | 3 Pole | 3 Pole | 3 Pole | 3 Pole |
| Type : | AC-3 | AC-3 | AC-3 | AC-3 |
| Rated voltage(V) : | 400V | 400V | 400V | 400V |
| Sizes (mm) : | A: 89 B: 44,5 C:66 | A: 89 B: 44,5 C:66 | A: 121 B: 61,5 C:105 | A: 121 B: 61,5 C:105 |



**SAFE****Contactor**

| | 114-005-0009 | 114-005-0012 | 114-005-0018 | 114-005-0025 | 114-005-0032 | 114-005-0040 | 114-005-0050 | 114-005-0065 |
|-------------------|----------------|----------------|----------------|----------------|-----------------|------------------|------------------|------------------|
| Rated Current (A) | 9A | 12A | 18A | 25A | 32A | 40A | 50A | 65A |
| Poles | 3 Main + 1NO | 3 Main + 1NO | 3 Main + 1NO | 3 Main + 1NO | 3 Main + 1NO | 3 Main + 1NO | 3 Main + 1NO | 3 Main + 1NO |
| Type | AC-3 | AC-3 | AC-3 | AC-3 | AC-3 | AC-3 | AC-3 | AC-3 |
| Motor Power (kW) | 4kW | 5,5kW | 7,5kW | 11kW | 15kW | 18,5kW | 22kW | 30kW |
| Rated voltage(V) | 400V | 400V | 400V | 400V | 400V | 400V | 400V | 400V |
| Sizes (mm) | A:47 B:76 C:82 | A:47 B:76 C:82 | A:47 B:76 C:87 | A:57 B:86 C:95 | A:57 B:86 C:100 | A:77 B:129 C:116 | A:77 B:129 C:116 | A:77 B:129 C:116 |

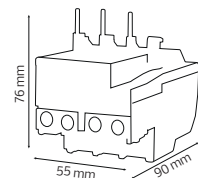
| | 114-005-1009 | 114-005-1012 | 114-005-1018 | 114-005-1025 | 114-005-1032 | 114-005-1040 | 114-005-1050 | 114-005-1065 |
|-------------------|----------------|----------------|----------------|----------------|-----------------|------------------|------------------|------------------|
| Rated Current (A) | 9A | 12A | 18A | 25A | 32A | 40A | 50A | 65A |
| Poles | 3 Main + 1NC | 3 Main + 1NC | 3 Main + 1NC | 3 Main + 1NC | 3 Main + 1NC | 3 Main + 1NC | 3 Main + 1NC | 3 Main + 1NC |
| Type | AC-3 | AC-3 | AC-3 | AC-3 | AC-3 | AC-3 | AC-3 | AC-3 |
| Motor Power (kW) | 4kW | 5,5kW | 7,5kW | 11kW | 15kW | 18,5kW | 22kW | 30kW |
| Rated voltage(V) | 400V | 400V | 400V | 400V | 400V | 400V | 400V | 400V |
| Sizes (mm) | A:47 B:76 C:82 | A:47 B:76 C:82 | A:47 B:76 C:87 | A:57 B:86 C:95 | A:57 B:86 C:100 | A:77 B:129 C:116 | A:77 B:129 C:116 | A:77 B:129 C:116 |



CONTACTOR / THERMAL RELAY

SAFE**Thermal Relay**

| | 114-007-0001 | 114-007-0002 | 114-007-0003 | 114-007-0004 | 114-007-0005 | 114-007-0006 | 114-007-0007 |
|-------------------|--------------------|--------------------|--------------------|--------------------|--------------------|--------------------|--------------------|
| Rated Current (A) | 0,63-1A | 1-1,6A | 2,5-4A | 4-6A | 7-10A | 12-18A | 17-25A |
| Poles | 3 Main + 1NO + 1NC | 3 Main + 1NO + 1NC | 3 Main + 1NO + 1NC | 3 Main + 1NO + 1NC | 3 Main + 1NO + 1NC | 3 Main + 1NO + 1NC | 3 Main + 1NO + 1NC |
| Rated voltage(V) | 660V | 660V | 660V | 660V | 660V | 660V | 660V |






SAFE

MCB Circuit Breaker


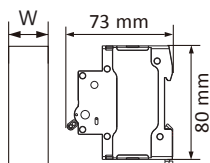
Rated short-circuit breaking capacity : 4.5kA



| | 114-001-1006 | 114-001-1010 | 114-001-1016 | 114-001-1020 | 114-001-1025 | 114-001-1032 | 114-001-1040 | 114-002-1002 | 114-002-1004 | 114-002-1050 | 114-002-1063 |
|-----------------------------|--------------|--------------|--------------|--------------|--------------|--------------|--------------|--------------|--------------|--------------|--------------|
| Rated Current | 6A | 10A | 16A | 20A | 25A | 32A | 40A | 2A | 4A | 50A | 63A |
| Poles | 1 | 1 | 1 | 1 | 1 | 1 | 1 | 1 | 1 | 1 | 1 |
| Instantaneous tripping type | B | B | B | B | B | B | B | C | C | C | C |
| Rated working voltage | 230V/400V | 230V/400V | 230V/400V | 230V/400V | 230V/400V | 230V/400V | 230V/400V | 230V/400V | 230V/400V | 230V/400V | 230V/400V |
| Width | 17.5 mm | 17.5 mm | 17.5 mm | 17.5 mm | 17.5 mm | 17.5 mm | 17.5 mm | 17.5 mm | 17.5 mm | 17.5 mm | 17.5 mm |

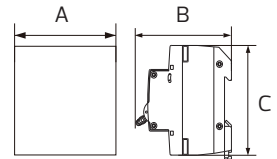
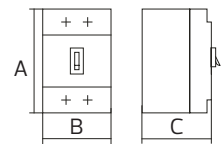
| | 114-002-2006 | 114-002-2010 | 114-002-2016 | 114-002-2020 | 114-002-2025 | 114-002-2032 | 114-002-2040 | 114-002-2050 | 114-002-2063 |
|-----------------------------|--------------|--------------|--------------|--------------|--------------|--------------|--------------|--------------|--------------|
| Rated Current | 6A | 10A | 16A | 20A | 25A | 32A | 40A | 50A | 63A |
| Poles | 2 | 2 | 2 | 2 | 2 | 2 | 2 | 2 | 2 |
| Instantaneous tripping type | C | C | C | C | C | C | C | C | C |
| Rated working voltage | 400V | 400V | 400V | 400V | 400V | 400V | 400V | 400V | 400V |
| Width | 35 mm | 35 mm | 35 mm | 35 mm | 35 mm | 35 mm | 35 mm | 35 mm | 35 mm |

| | 114-002-3006 | 114-002-3010 | 114-002-3016 | 114-002-3020 | 114-002-3025 | 114-002-3032 | 114-002-3040 | 114-002-3050 | 114-002-3063 | 114-002-3080 | 114-002-3100 |
|-----------------------------|--------------|--------------|--------------|--------------|--------------|--------------|--------------|--------------|--------------|--------------|--------------|
| Rated Current | 6A | 10A | 16A | 20A | 25A | 32A | 40A | 50A | 63A | 80A | 100A |
| Poles | 3 | 3 | 3 | 3 | 3 | 3 | 3 | 3 | 3 | 3 | 3 |
| Instantaneous tripping type | C | C | C | C | C | C | C | C | C | C | C |
| Rated working voltage | 400V | 400V | 400V | 400V | 400V | 400V | 400V | 400V | 400V | 400V | 400V |
| Width | 52.5 mm | 52.5 mm | 52.5 mm | 52.5 mm | 52.5 mm | 52.5 mm | 52.5 mm | 52.5 mm | 52.5 mm | 80.7 mm | 80.7 mm |



**SAFE****RCCB Circuit Breaker**

| | 114-003-2025 | 114-003-2040 | 114-003-4025 | 114-003-4040 | 114-003-4063 | 114-003-4080 | 114-003-4100 |
|--|---------------------|-------------------|-------------------|-------------------|-------------------|-------------------|-------------------|
| Rated Current (A) | : 25A | 40A | 25A | 40A | 63A | 80A | 100A |
| Poles | : 2 Pole | 2 Pole | 4 Pole | 4 Pole | 4 Pole | 4 Pole | 4 Pole |
| Instantaneous tripping type | : AC | AC | AC | AC | AC | AC | AC |
| Rated short-circuit breaking capacity (kA) | : 4.5kA | 4.5kA | 4.5kA | 4.5kA | 4.5kA | 4.5kA | 4.5kA |
| Rated working voltage(V) | : 230V | 230V | 400V | 400V | 400V | 400V | 400V |
| Rated Residual Current(mA) | : 30 | 30 | 30 | 30 | 30 | 30 | 30 |
| Sizes (mm) | : A: 35 B: 80 C: 73 | A: 35 B: 80 C: 73 | A: 70 B: 80 C: 73 | A: 70 B: 80 C: 73 | A: 70 B: 80 C: 73 | A: 72 B: 81 C: 74 | A: 72 B: 81 C: 74 |

**SAFE****MCCB Circuit Breaker**

| | 114-004-3040 | 114-004-3050 | 114-004-3063 | 114-004-3100 | 114-004-3125 | 114-004-3160 | 114-004-3200 | 114-004-3250 | 114-004-3400 | 114-004-3630 |
|--|----------------------|--------------------|--------------------|--------------------|--------------------|---------------------|---------------------|---------------------|------------------------|----------------------|
| Rated Current (A) | : 40A | 50A | 63A | 100A | 125A | 160A | 200A | 250A | 400A | 630A |
| Poles | : 3 Pole | 3 Pole | 3 Pole | 3 Pole | 3 Pole | 3 Pole | 3 Pole | 3 Pole | 3 Pole | 3 Pole |
| Instantaneous tripping type | : C | C | C | C | C | C | C | C | C | C |
| Rated short-circuit breaking capacity (kA) | : 20kA | 20kA | 20kA | 35kA | 35kA | 35kA | 35kA | 35kA | 35kA | 35kA |
| Rated working voltage(V) | : 400V | 400V | 400V | 400V | 400V | 400V | 400V | 400V | 400V | 400V |
| Sizes (mm) | : A: 135 B: 78 C: 74 | A: 135 B: 78 C: 74 | A: 135 B: 78 C: 74 | A: 150 B: 92 C: 69 | A: 150 B: 92 C: 69 | A: 165 B: 101 C: 86 | A: 165 B: 101 C: 86 | A: 165 B: 101 C: 86 | A: 257 B: 150 C: 106.5 | A: 270 B: 182 C: 110 |

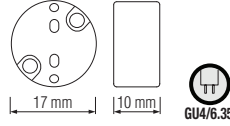


Lamp Holder



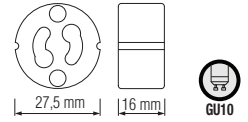
094 004 0001

10 cm. 20 cm.



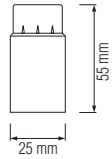
094 004 0002

15 cm.

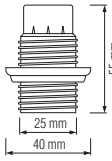


094 001 0001

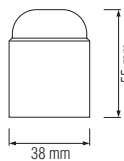
BAKELITE



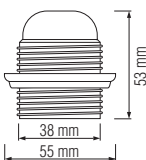
094 001 0002



094 001 0003

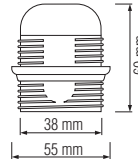


094 001 0004

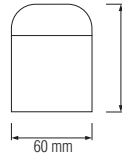


094 002 0001

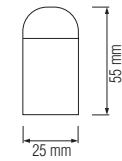
PLASTIC



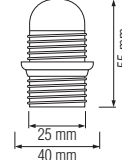
094 002 0002



094 002 0003

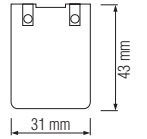


094 002 0004

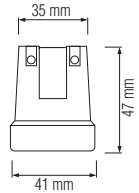


094 003 0001

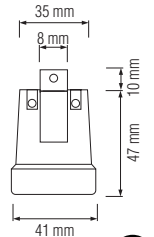
PORCELAIN



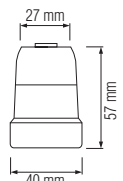
094 003 0002



094 003 0003



094 003 0004



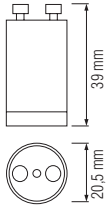
LAMP HOLDER



HOROZ ELECTRIC

Starter / Transformer / Adhesive Tape / Nail Cable Clip / Cable Tie / Coaxial Cable / Network Cable

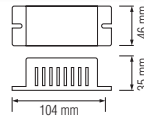
Starter



| | S2 | S10 |
|-------------------|-------|-------|
| 220-240V SINGLE : | 4-22W | 4-65W |
| 220-240V SERIES : | 4-22W | - |
| 110-130V SINGLE : | 4-22W | - |

TRANSFORMER

- 220-240V / 50-60Hz
- 12V AC



TRANSFORMER-60

TRANSFORMER-105

093-001-0060

093-001-0105

Power : 60 W

105 W



HOROZ ELECTRIC

Starter / Transformer / Adhesive Tape / Nail Cable Clip / Cable Tie / Coaxial Cable / Network Cable



ADHESIVE TAPE

- WHITE
- YELLOW
- RED
- BLUE
- GREEN
- BLACK
- GREEN - YELLOW



■ 10 YARDS

■ 20 YARDS

NAIL CABLE CLIP



| CIRCLE | NAIL |
|--------|-----------|
| 4 mm | 1.7 x 15 |
| 5 mm | 1.7 x 15 |
| 6 mm | 1.7 x 17 |
| 7 mm | 1.8 x 19 |
| 8 mm | 1.9 x 21 |
| 9 mm | 2.0 x 22 |
| 10 mm | 2.05 x 25 |
| 12 mm | 2.05 x 27 |
| 14 mm | 2.4 x 32 |
| 16 mm | 2.5 x 35 |
| 18 mm | 2.5 x 37 |
| 22 mm | 2.8 x 48 |

CABLE TIE




- 2,5*100
- 2,5*150
- 2,5*200
- 3,6*150
- 3,6*200
- 3,6*250
- 3,6*280
- 3,6*300
- 3,6*370
- 4,8*200
- 4,8*250
- 4,8*300
- 4,8*350
- 4,8*370
- 4,8*400
- 7,2*300
- 7,2*350
- 7,2*400
- 7,2*450
- 9*550
- 9*650
- 9*750
- 9*1020

RG6


COAXIAL CABLE
100m ROLL

6,8 PVC | 64x0,12 AL. BRAIDING | AL. FOIL BONDED | 4,8 FPE | 1,02 CCS

UTP

■ NETWORK CABLE
305m ROLL

UTP Cat5e



UTP Cat6



IP 68 CONNECTOR

- 250V~/16A
- Wire Range: 0.5 - 2.5 mm²
- Cable Diameter: 6.5 to 11 mm
- Screwless 3 Pin Connection




| | |
|-------------------|-------------------|
| IP 68 CONNECTOR-1 | IP 68 CONNECTOR-2 |
| 106-004-0001 | 106-004-0002 |
| Pole : 1 Pole | 2 Poles |

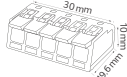
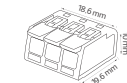
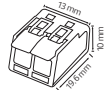


SLIM CONNECTOR

- 450V-
- Max. 32A
- Wire Range: 0.2 - 4 mm²
- Transparent



| | | |
|------------------|------------------|------------------|
| SLIM CONNECTOR-2 | SLIM CONNECTOR-3 | SLIM CONNECTOR-5 |
| 103-002-0002 | 103-002-0003 | 103-002-0005 |
| Pole : 2 Poles | 3 Poles | 5 Poles |

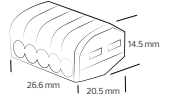
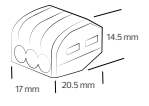
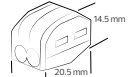


CONNECTOR

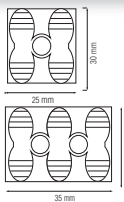
- 400V/4kV-
- Max. 32A
- Wire Range: 0.08 - 4 mm²
- Spring Clamping 28-10AWG



| | | |
|----------------|--------------|--------------|
| CONNECTOR-2 | CONNECTOR-3 | CONNECTOR-5 |
| 103-001-0002 | 103-001-0003 | 103-001-0005 |
| Pole : 2 Poles | 3 Poles | 5 Poles |



WIRE SPRING



| | | | | | |
|-------------------|-------------------|-----------------|-------------------|-------------------|-----------------|
| WIRE SPRING-2/1.5 | WIRE SPRING-2/2.5 | WIRE SPRING-2/6 | WIRE SPRING-3/1.5 | WIRE SPRING-3/2.5 | WIRE SPRING-3/6 |
| 106-002-0015 | 106-002-0025 | 106-002-0060 | 106-003-0015 | 106-003-0025 | 106-003-0060 |
| Pole : 2 Poles | 2 Poles | 2 Poles | 3 Poles | 3 Poles | 3 Poles |

| | | | | | | |
|-------------------|---------------------------|-------------------------|-------------------------|-------------------------|-------------------------|-------------------------|
| Wire Range | : 0.2-1.5 mm ² | 0.5-2.5 mm ² | 1.5-6.0 mm ² | 0.2-1.5 mm ² | 0.5-2.5 mm ² | 1.5-6.0 mm ² |
| Current / Voltage | : 5A/380V | 10A/380V | 25A/380V | 5A/380V | 10A/380V | 25A/380V |

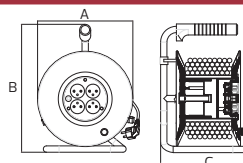
TERMINAL BLOCK

- 60 A, 25 mm²
- 30 A, 16 mm²
- 10 A, 10 mm²
- 5 A, 6 mm²
- 3 A, 4 mm²



REEL

- 230V~/50-60Hz
- Max. 3000W
- Max. 13.04A
- 3x1.5 mm²
- 4 Sockets
- Overload Protection

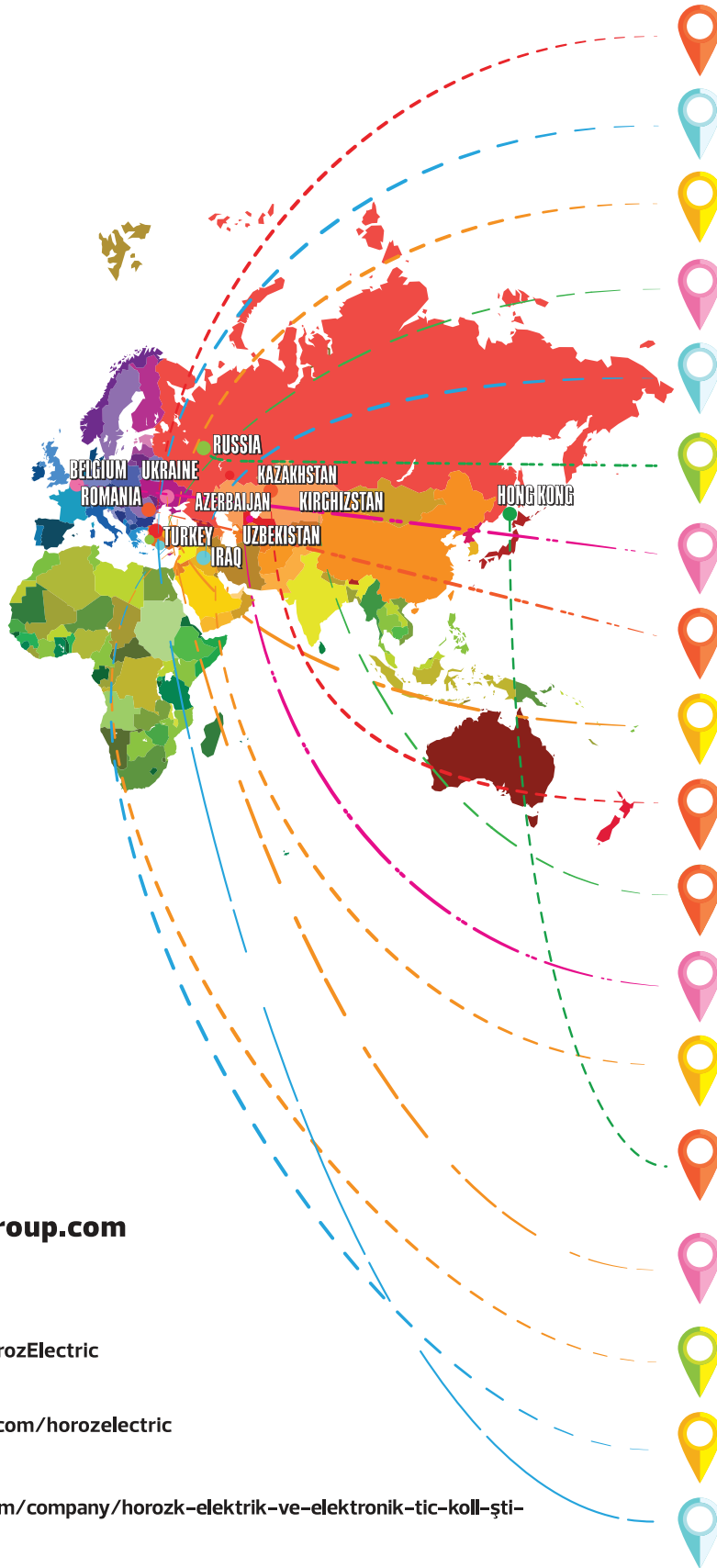


| | | | |
|--------------|--------------|--------------|--------------|
| REEL-15 | REEL-25 | REEL-50 | EMPTY-25 |
| 104-006-0015 | 104-006-0025 | 104-006-0050 | 104-007-0025 |

| | | | | |
|--------------|---------------------|-------------------|-------------------|-------------------|
| Cable Length | : 15 Meters | 25 Meters | 50 Meters | Max. 25 Meters |
| Sizes (mm) | : A:200 B:260 C:150 | A:215 B:314 C:170 | A:265 B:345 C:210 | A:230 B:310 C:195 |



KaçmazGrup



www.kacmazgroup.com

 twitter.com/HorozElectric

 www.facebook.com/horozelectric

 www.linkedin.com/company/horozk-elektrik-ve-elektronik-tic-koll-siti



E x p e r i e n c e i n L i g h t i n g



www.facebook.com/horozelectric



twitter.com/HorozElectric



www.linkedin.com/company/horozk-elektrik-ve-elektronik-tic-koll-siti

 **KaçmazGrup**

www.horozelektrik.com